



STM32C5 microcontroller series

Upgrade your entry-level design
without raising your budget





BREAKING
THE
MOLD
WITHOUT
BREAKING
THE
BANK



STM32C5 



The STM32 portfolio

Five product categories



Wireless
MCU

Short- and long-range connectivity



Ultra-low-power
MCU


32-bit general-purpose microcontrollers: from 75 to 5,072 CoreMark score



Mainstream
MCU



High-performance
MCU



Embedded
MPU

32- and 64-bit microprocessors



Enabling edge AI solutions



Scalable security



[MPU portfolio](#)
[MCU portfolio](#)



What the STM32C5 series offers



**Enhanced performance for
developers and end device
users**



**Without impacting
end-product cost**

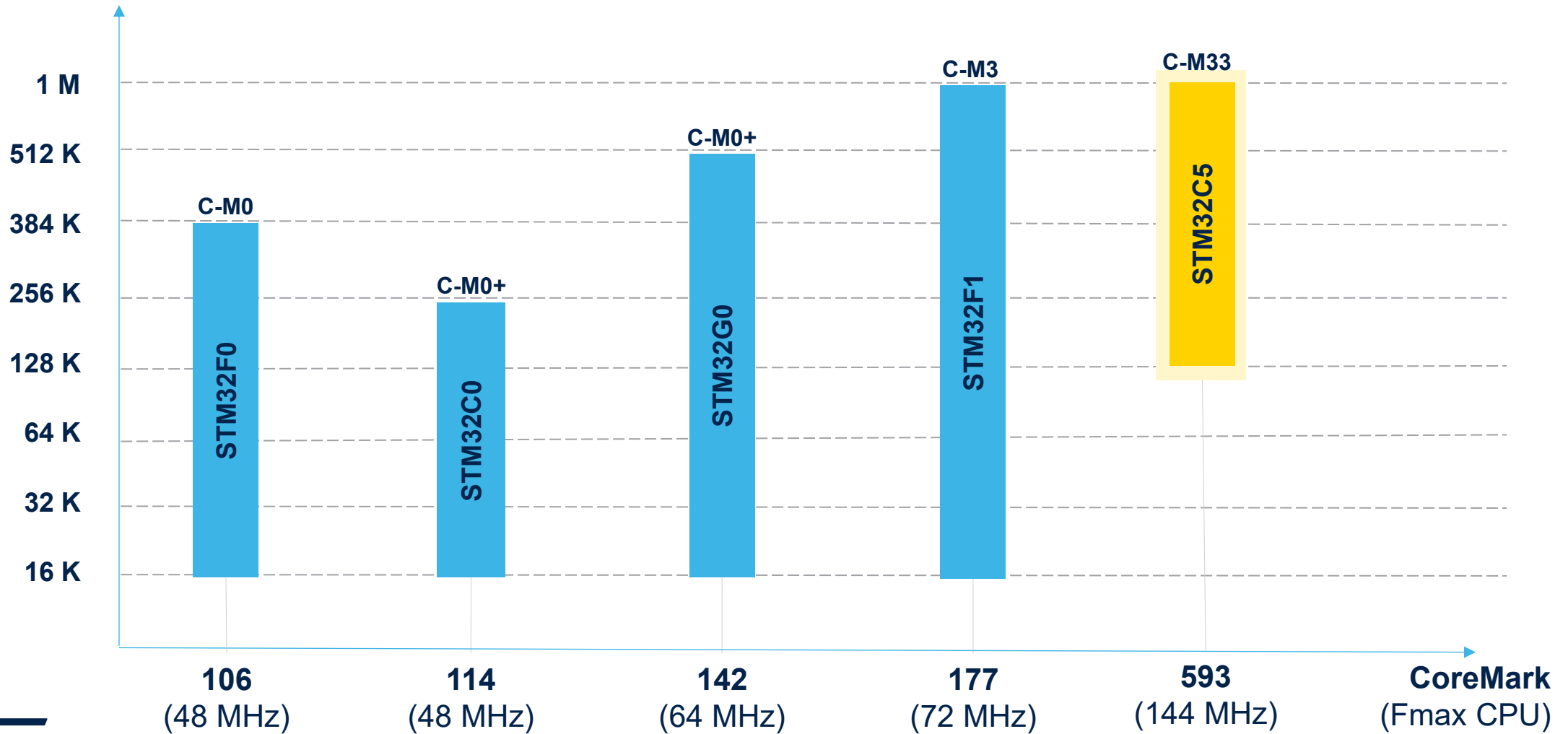


**Building on the foundation
of the STM32 offering**



New STM32C5 series

Flash memory size (bytes)



Expanding the potential of entry-level applications



Smart homes & appliances

Home appliances, thermostats, smoke detectors, door locks, sensors



Factory automation

Sensors, controllers, robotics, PLCs



Entertainment

Gaming accessories, keyboards

A modern platform

Built on Arm® Cortex® -M33 core

Powered by ST's 40nm process

Enabling a smooth design journey

- **No external accelerators required**
 - Integrated floating-point unit simplifies software development & hardware division
 - Enhanced native DSP and math instructions
- Easier peripheral separation and software management thanks to **more flexible** interrupt vectors
- **Easier debugging** with improved trace features
- Boosted edge AI algorithms
- Cortex® -M33 is **supported by all major compilers**



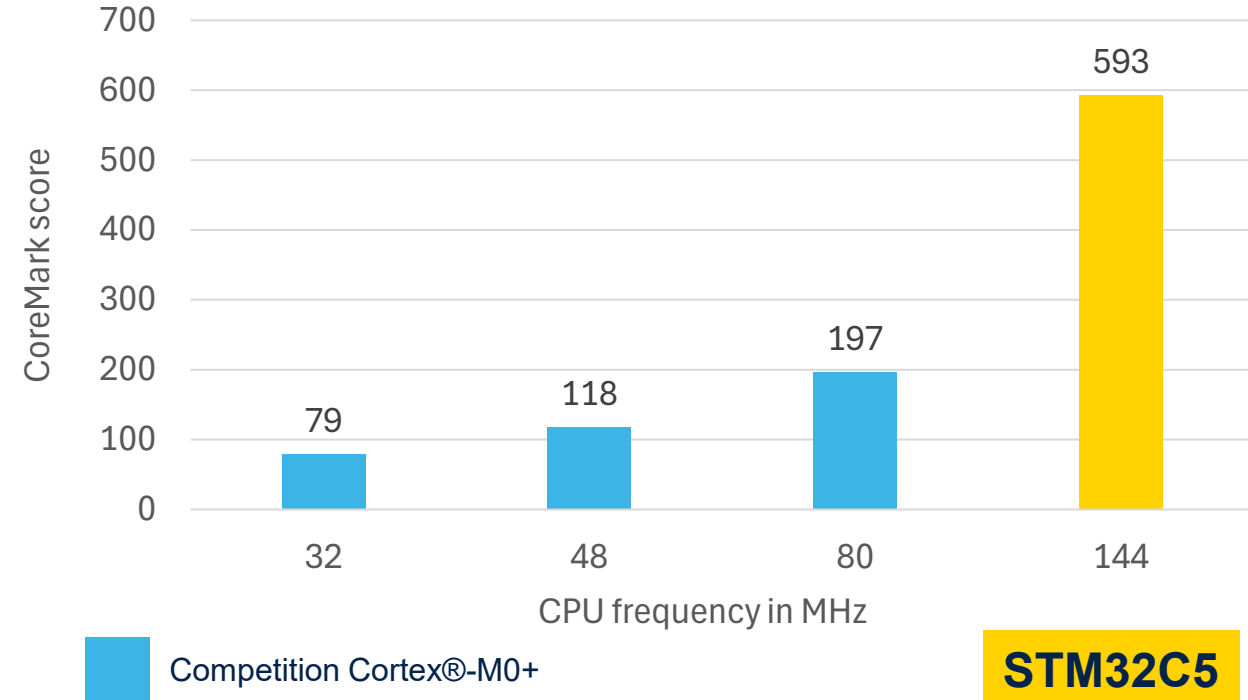
512 Kbytes of flash, **128 Kbytes** of SRAM,
64 pins, starts at **\$0.87** for 10k units



A modern core providing a performance leap for the entry range

	Cortex®-M0+	Cortex®-M33
Instruction set	Arm V6	Arm V8
FPU	-	Yes
Hardware divide	-	Yes
DSP instructions	-	Yes
CoreMark/MHz	2.46	4.12
FIR filter (float32) perf	Reference	40x more performance
FIR filter (int32) perf	Reference	20x more performance
Flexible interrupt vectors	Up to 32 inputs	Up to 480 inputs

STM32C5 provides **three times more performance** than the competition Cortex®-M0+ in the market



Reliable performance in industrial environments



A robust platform and precise clock system

- Arm Cortex®-M33 core up to **144 MHz** with FPU, MPU, DSP, and flexible NVIC
- Up to **125°C** ambient temperature without performance penalty
- **1%** factory-calibrated internal oscillator between wide ambient temperature range from **-20 to 105°C**
- Multiple external clock sources including high-speed (HSE), low-speed (LSE), and internal oscillators for flexibility and redundancy
- Versatile analog features available (op amp, DAC, 12-bit ADC, comparator)

Industrial interfaces and flexible memory

- More RAM available compared to typical Cortex-M0 +-based applications
- **OctoSPI** for external memory expansion
- Industrial-grade communication interfaces: **Ethernet, FDCAN, I3C**

Security & safety

- Hardware security with side channel attack resistant crypto
- PSA Certified Level 3 & SESIP3 target certifications
- Ready for functional safety requirements



Certified functional safety packages for STM32C5



www.st.com/x-cube-stl

Robust performance and reliability in harsh conditions

- ECC on RAM and flash
- Brown-Out Reset
- Dual Watchdog

SIL functional safety

- Ready for IEC 61508 systems up to SIL3
- FMEDA & FMEA, safety manual
- Certified STM32 Self-Test library

Class B functional safety

- IEC 60335-1/60730-1 Class-B
- Household electrical appliances
- Certified STM32 Self-Test library



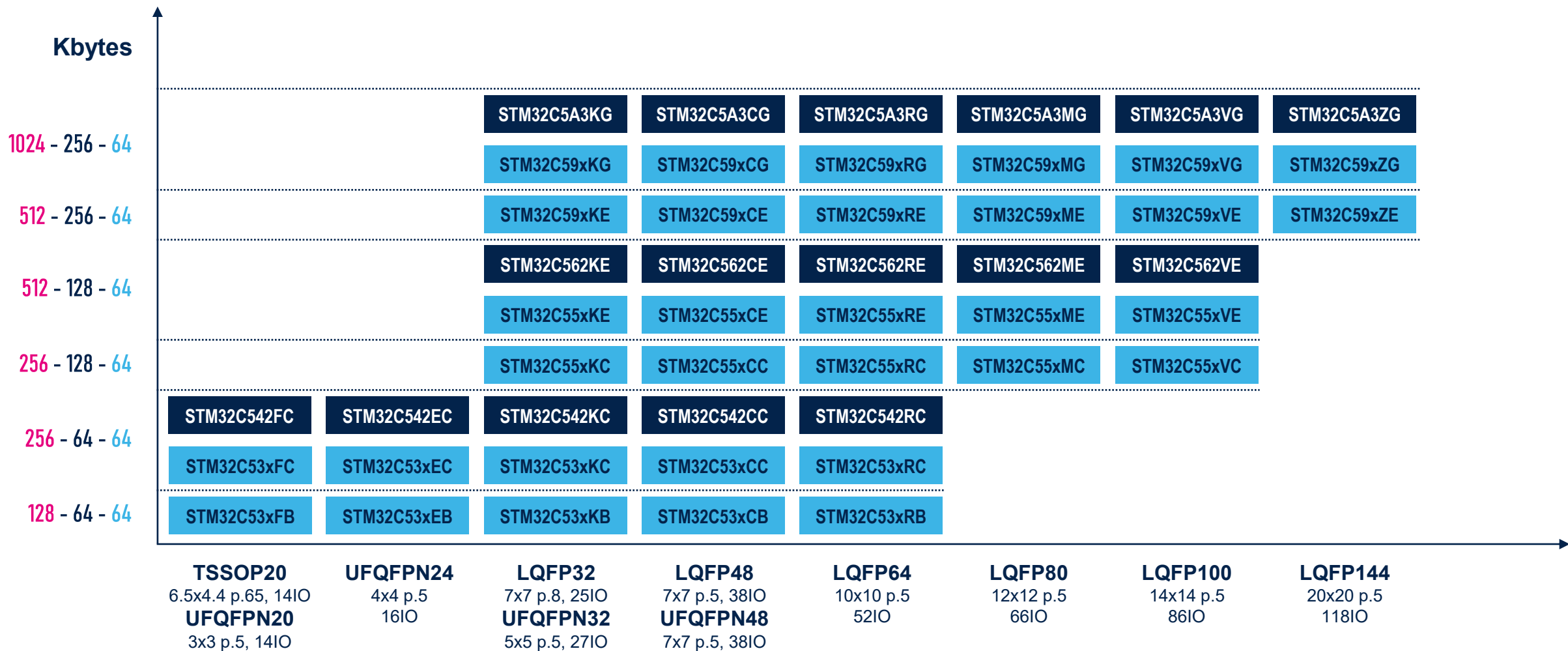
Find the right fit for your design thanks to a scalable portfolio

	STM32C531	STM32C532	STM32C542	STM32C551	STM32C552	STM32C562	STM32C591	STM32C593	STM32C5A3
Flash size with ECC	128 to 256 KB	128 to 256 KB	256 KB	256 to 512 KB	256 to 512 KB	512 KB	512 KB to 1 MB	512 KB to 1 MB	1 MB
RAM size with ECC	64 KB	64 KB	64 KB	128 KB	128 KB	128 KB	256 KB	256 KB	256 KB
12-bit ADC	1	1	1	2	2	2	3	3	3
DAC/COMP	2/2	2/2	2/2	1/1	1/1	1/1	1/1	1/1	1/1
OPAMP	1	1	1						
Memory IF							1x OctoSPI	1x OctoSPI	1x OctoSPI
FDCAN		2	2		1	1		2	2
Ethernet 10/100Mbit								Yes	Yes
AES			Yes			Yes			Yes
HASH	Yes	Yes	Yes	Yes	Yes	Yes	Yes	Yes	Yes
SAES/SPKA, HUK, SCA, CCB							SPKA verify	SPKA verify	Full config



One new STM32 series. Multiple lines.

Flash - RAM - Flash area for software EEPROM emulation



Commercial part number availability in $T_{ambient} = -40$ to $85/125^{\circ}C$

Crypto line

Non-crypto

STM32C53x/42 block diagram

Arm® Cortex®-M33
144 MHz
593 CoreMark

FPU, MPU, DSP, ETM
 SW debug

8 KB - ICACHE

Memory

256 KB flash
 Dual Bank w/ ECC

64 KB SRAM w/ ECC

64 KB flash area for
 software emulated
 EEPROM

4.5 KB
 OTP

128B bkp
 RAM

System

VDD 2.7-3.6V

32kHz LSE, LSI, HSE
 144MHz HSI with internal
 1% accuracy Ta=-20-105°C

RTC

Connectivity

2x USART, 2x UART
 1x LPUART

2x SPI

2x I2C, 1x I3C

1x USB FS

2x FDCAN ⁽²⁾

Security

AES 128/256 ⁽¹⁾

TRNG

HASH, OTP

96-bits unique ID

Accelerators

2x DMA (4+4)

CORDIC, CRC

Analog

1x 12-bit ADC
 2.25MSPS

2x DAC12
 w/ Buffer

2x COMP

1x OPAMP

Timers

1x 32-bit GPTIM

2x 16-bit 7ch MCTIM

2x 16-bit GPTIM

2x 16-bit basic TIM

1x 16-bit LPTIM

IWDG, WWDG
 SysTick

Operation modes

Run, Sleep, STOP,
 Standby

Bootloader

UART, SPI, FDCAN, USB

Operating temperature

T_{ambient} -40 to 125°C

T_{junction} 140°C

Packages

QFP (0.5p) 32, 48, 64
 QFN (0.5p) 20, 24, 32, 48
 TSSOP20

Cortex-M33 for all entry products

Extensive memory

(1) Available on STM32C542 lines

(2) Available on STM32C532 and STM32C542 lines

STM32C55x/62 block diagram

Arm® Cortex®-M33
144 MHz
593 CoreMark

FPU, MPU, DSP, ETM
 SW debug

8 KB - ICACHE

Memory

512 KB flash
 Dual Bank w/ ECC

128 KB SRAM w/ ECC

64 KB flash area for
 software emulated
 EEPROM

4.5 KB
 OTP

128B bkp
 RAM

System

VDD 2.7-3.6V

32kHz LSE, LSI, HSE
 144MHz HSI with internal
 1% accuracy Ta=-20-105°C

RTC

Connectivity

3x USART, 2x UART
 1x LPUART

3x SPI

2x I2C, 1x I3C

1x USB FS

1x FDCAN (2)

Security

AES 128/256 (1)

TRNG

HASH, OTP

96-bits unique ID

Accelerators

2x DMA (8+4)

CORDIC, CRC

Analog

2x 12-bit ADC
 2.25MSPS

1x DAC12
 w/ Buffer

1x COMP

Timers

2x 32-bit GPTIM

2x 16-bit 7ch MCTIM

4x 16-bit GPTIM

2x 16-bit basic TIM

1x 16-bit LPTIM

IWDG, WWDG
 SysTick

Operation modes

Run, Sleep, STOP,
 Standby

Bootloader

UART, SPI, FDCAN, USB

Operating temperature

T_{ambient} -40 to 125°C

T_{junction} 140°C

Packages

QFP (0.5p) 32, 48, 64, 80,
 100
 QFN (0.5p) 32, 48

Cortex-M33 for all entry products

Extensive memory

(1) Available on STM32C562 lines

(2) Available on STM32C552 and STM32C562 lines

STM32C59x/A3 block diagram

Arm® Cortex®-M33
144 MHz
593 CoreMark

FPU, MPU, DSP, ETM
 SW debug

8KB - ICACHE

Memory

1 MB flash
 Dual Bank w/ ECC

256 KB SRAM w/ ECC

64 KB flash area for
 software emulated
 EEPROM

4.5 KB
 OTP

128B bkp
 RAM

System

VDD 2.7-3.6V

32kHz LSE, LSI, HSE
 144MHz HSI with internal
 1% accuracy Ta=-20-105°C

RTC

Connectivity

4x USART, 3x UART
 1x LPUART

3x SPI

2x I2C, 1x I3C

1x USB FS

2x FDCAN (2)

1x OCTOSPI

ETH 10-100Mb (2)

Security

SAES, AES 128/256 (1)

TRNG

HASH, OTP, HUK
 SPKA, CCB

96-bits unique ID

Accelerators

2x DMA (8+8)

CORDIC, CRC

Analog

3x 12-bit ADC
 2.25MSPS

1x DAC12
 w/ Buffer

1x COMP

Timers

4x 32-bit GPTIM

2x 16-bit 7ch MCTIM

4x 16-bit GPTIM

2x 16-bit basic TIM

1x 16-bit LPTIM

IWDG, WWDG
 Systick

Operation modes

Run, Sleep, STOP,
 Standby

Bootloader

UART, SPI, FDCAN, USB

Operating temperature

T_{ambient} -40 to 125°C

T_{junction} 140°C

Packages

QFP (0.5p) 48, 64, 80, 100,
 144

QFN (0.5p) 32, 48

Cortex-M33 for all entry products

Extensive memory

More connectivity

(1) Available on STM32C5A3 lines

(2) Available on STM32C593 and STM32C5A3 lines

Security on STM32C5



Choose your STM32C5 based on your security strategy



MAX

Advanced

Aim for a higher security level with side channel attack resistant crypto

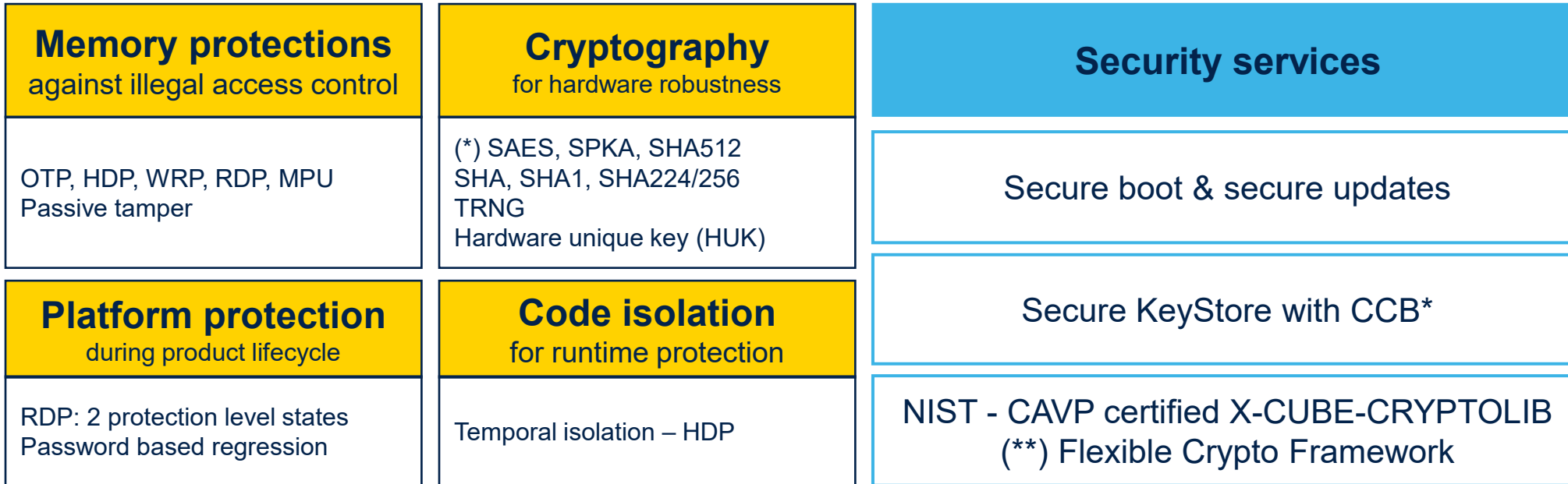
STM32C59x/5A3

Focus on the essentials

Enable custom software security by using hardware features

STM32C55x/562
STM32C53x/542

Increasing security with digital identities



State-of-the-art security assurance level



Robust security to safeguard sensitive and mission-critical applications

More locked doors to ensure device security on STM32C59x/5A3

Enhanced device authentication and anticloning capabilities at a reduced cost

#1

The coupling and chaining bridge (CCB) HAL

- Isolated Secure crypto engines with private key bus to chain crypto operations without involving CPU.
- Keeps keys hidden even from the CPU and securely stored.

#2

Secure key storage

- Key wrapping with hardware unique key and CCB.
- Key isolation during life cycle with HiDeProtect.

Side-channel resistant hardware protection



Strong security for regulatory compliance, including CRA

SESIP3 and PSA Certified Level 3 Certification targets



Tailored for entry-level graphics



STM32 hardware for entry-level graphics

Graphic performance	ENTRY LEVEL							
Display	SPI/Quad/OctoSPI and parallel display IF, G-RAM, touch, and no-touch							
STM32 MCU	STM32U0	STM32U3	STM32C0	STM32G0	STM32H503	STM32C5	STM32WBA	STM32WB
Development kits- TouchGFX supported	Nucleo-U083RC + X-NUCLEO-GFX01M2	Nucleo-U385RG-Q + RVA15MD*	Nucleo-C092RC + RVA15MD*/ X-NUCLEO-GFX01M2	Nucleo-G071RB + X-NUCLEO-GFX01M2	Nucleo-H503RB + X-NUCLEO-GFX01M2	NUCLEO-C5A3ZG + RVA15MD	Nucleo-WBA65RI + RVA15MD*	Nucleo-WB55RG + X-NUCLEO-GFX01M2
Main features <i>Max memory listed</i>	CM0+, 56 MHz 40 KB RAM 256 KB flash	CM33, 96 MHz 256 KB RAM 1000 KB flash	CM0+, 48 MHz 36 KB RAM 256 KB flash	CM0+, 64 MHz 144 KB RAM 512 KB flash	CM33, 250 MHz 32 KB RAM 128 KB flash	CM33, 144 MHz 64-256 KB RAM 128-1024 KB flash	CM33, 100 MHz 512 KB RAM 1000 KB flash	CM4, 64 MHz 256 KB RAM 1000 KB flash
Framebuffer details	Partial in internal RAM, starting from 6 KB					Full or partial in internal RAM		
Asset storage (flash memory)	Internal or External SPI	Internal or External(Q)SPI	Internal or External SPI	Internal or External SPI	Internal or External(Q)SPI	Internal or External (O)SPI	Internal or External SPI	Internal or External(Q)SPI

*Riverdi add-on kit: RVA15MD, order from Riverdi sales channels: [1.54" STM32 Nucleo-64 display kit - Riverdi](#)



**Achieve STM32C5 design success with
STM32Cube ecosystem**



STM32C5 tailored for entry-level GUIs

STM32 hardware

STM32 software



All STM32C5 Nucleo kits

+



Extension display from Riverdi



One-chip module from TSD

TouchGFX +



A complete STM32 software offer,
free of charge

Helping developers release their creativity

Develop faster

With STM32 code generation tools, IDE, and production-ready examples

Stand out more

With optimized drivers leveraging all STM32 smart features








Save costs

With free and permissive production licenses




STM32Cube ecosystem

Tools and software supporting you during all your design steps

Evaluate		Large and affordable selection of evaluation kits
Configure		Efficient and intuitive MCU configuration with automatic code generation
Develop and debug		Optimized drivers and ported middleware, full access to hardware features
		Extended selection of optimized middleware and part drivers
		Eclipse & VS Code options , C/C++ code editing, GCC & LLVM build, advanced debugging features, integrated code programming
Program		Efficient and secure code and hardware option bytes programming
Monitor		Graphical and non-intrusive code monitoring



A woman with long dark hair is sitting at a desk, looking at a computer monitor. A man with glasses is standing behind her, pointing at the screen. The scene is dimly lit, suggesting an office environment. The background shows a brick wall and some office equipment.

Achieve STM32C5 design success with the STM32Cube ecosystem

STM32CubeMX2 configuration tool,

Optimized HAL2 and LL drivers, production-ready examples

STM32CubeIDE and STM32CubeIDE for Visual Studio Code

STM32CubeProgrammer and STM32CubeMonitor tools



Discover now at
st.com/STM32C5





STM32C5 evaluation kits

Swiftly transform your ideas into prototypes


Evaluate

Configure

Develop and debug


Program

Monitor




NUCLEO-C542RC

USB-C FS and FDCAN
64-pin MCU
Arduino and ST-Morpho64 IFs



NUCLEO-C562RE

USB-C FS and FDCAN
64-pin MCU
Arduino and ST-Morpho64 IFs



NUCLEO-C5A3ZG

USB-C FS and Ethernet 10/100(RMII)
144-pin MCU
Arduino and ST-Morpho144 Ifs
M.2 serial memory IF



Get started with
STM32C5



STM32CubeMX2

Accelerate STM32C5 configuration and allocate more time to application development

Evaluate

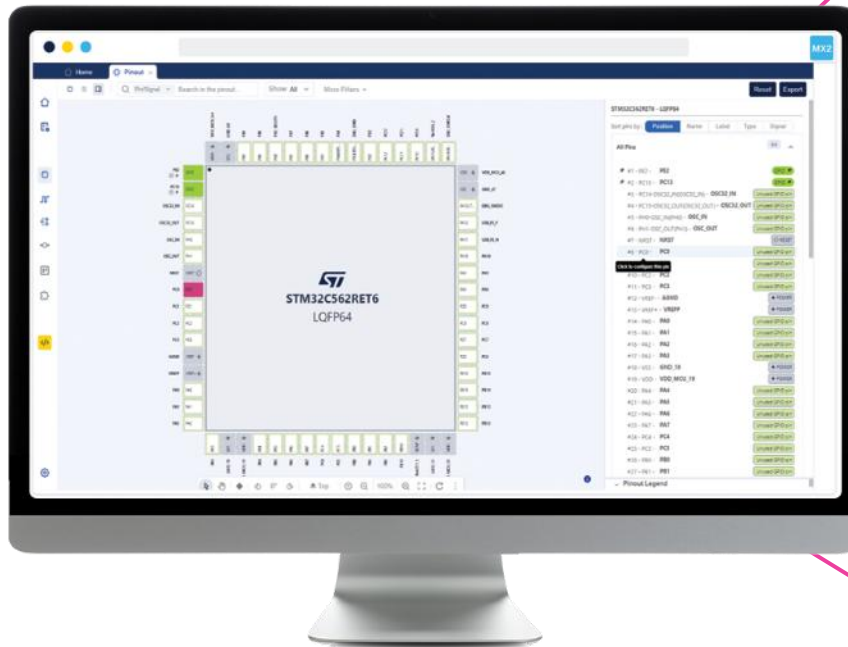
Configure

Develop and debug

Program

Monitor

STM32
CubeMX2



Intuitive Pinout configuration, now offering a new table view

Seamless Clock configuration, now with more convenient frequency view at each peripheral level

Peripherals full feature configuration, saving the time to read detailed MCU documentation

New Code preview: Live view of configuration code for fast code snippets copies

Full project generation with support of Keil, IAR, STM32CubeIDE, Make files or CMake formats

Enhanced CLI with full access to functionalities through command line



Get started with
STM32C5



STM32CubeC5 embedded software

Get the full benefits of STM32C5 features and accelerate your development

- Evaluate
- Configure
- **Develop and debug**
- Program
- Monitor



HAL2 and LL MCU abstraction layers, offering access to all STM32C5 features

Size Optimized and quality enhanced HAL2, saving memory and time for application development

Optimized porting of a selection of Middleware for faster development

Large set of production ready examples to accelerate development and leverage STM32C5 rich features

Rich documentation including porting guides for faster transition from other STM32 MCUs





Accelerate your code editing and debug

- Evaluate
- Configure
- **Develop and debug**
- Program
- Monitor



	STM32CubeIDE	STM32CubeIDE for VS Code
STM32 device support	Full MCU and MPU portfolio	Full MCU portfolio
Target Audience	Developers preferring an integrated GUI	Developers preferring modularity / flexibility
Development Style	GUI-rich, all-in-one IDE	Lightweight, code-centric environment
Host OS Support	Windows®, Linux®, macOS®	Windows®, Linux®, macOS®
Base Framework	Eclipse®/CDT™	Microsoft® Visual Studio Code®
Project Creation	STM32CubeMX, Empty, CMake, Make	STM32CubeMX, Empty, CMake
Editor	Eclipse/CDT	IntelliSense LSP-driven + clangd
Build System	Integrated build system	CMake-based with Ninja support
debugging	Advanced debugging with SWV, RTOS-aware	Basic debugging with RTOS-aware
Customization	Eclipse® add-ons	VS Code® marketplace

Get started with
STM32C5



STM32CubeIDE

Accelerate your code editing and debug

- Evaluate
- Configure
- **Develop and debug**
- Program
- Monitor

STM32
CubeIDE

✓ Integrated all-in-one environment

✓ Advanced debugging capabilities

✓ Extensive device support

STM32
CubeIDE for VS Code

✓ Modularity and flexibility

✓ Familiar framework

✓ Efficient build system

Partners IDEs

IAR
SYSTEMS

arm KEIL



Get started with
STM32C5



ST-LINK and STM32CubeProgrammer

Leverage simple and efficient programming tools for your development



STLINK portfolio

debugging & programming

STLINK-V3MINIE



STLINK-V3PWR



ST-LINK/V2



STLINK-V3SET



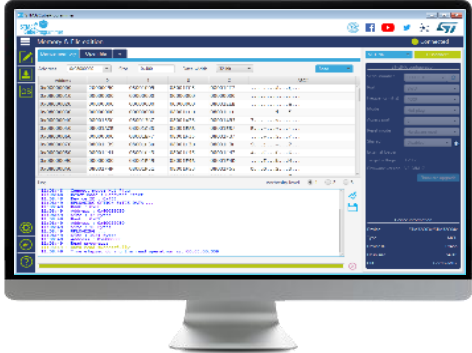
STLINK-V3MODS



and expansion boards


STM32CubeProgrammer software tool

Code & hardware programming



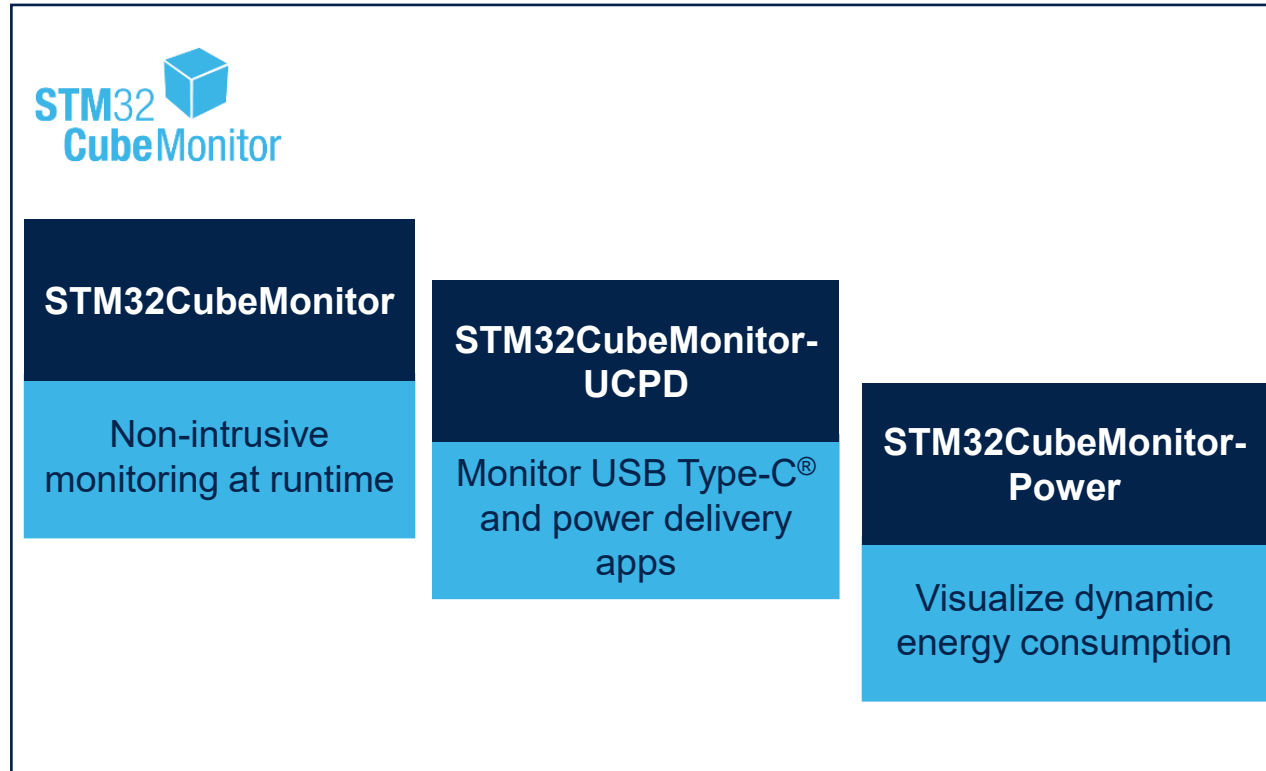
Partners programming systems

From prototyping to mass production





Enjoy simple and fast runtime monitoring





**Check our recommended
development journeys with
STM32C5 MCUs**

Get started with STM32C5



Our technology starts with You



Find out more at www.st.com/stm32c5

© STMicroelectronics - All rights reserved.

ST logo is a trademark or a registered trademark of STMicroelectronics International NV or its affiliates in the EU and/or other countries.

For additional information about ST trademarks, please refer to www.st.com/trademarks.

All other product or service names are the property of their respective owners.

