



life.augmented

STSAFE – Online certificates distribution

USER MANUAL v1



Agenda

1 Accessing the platform

2 The platform

Accessing the platform





Step 1 - Scan QR Code

1. Open the **camera app** on your smartphone or tablet.
2. Point the camera at the **QR code** on the STSAFE chips reel.
3. Tap on the notification or link to open the **landing page for the product**.



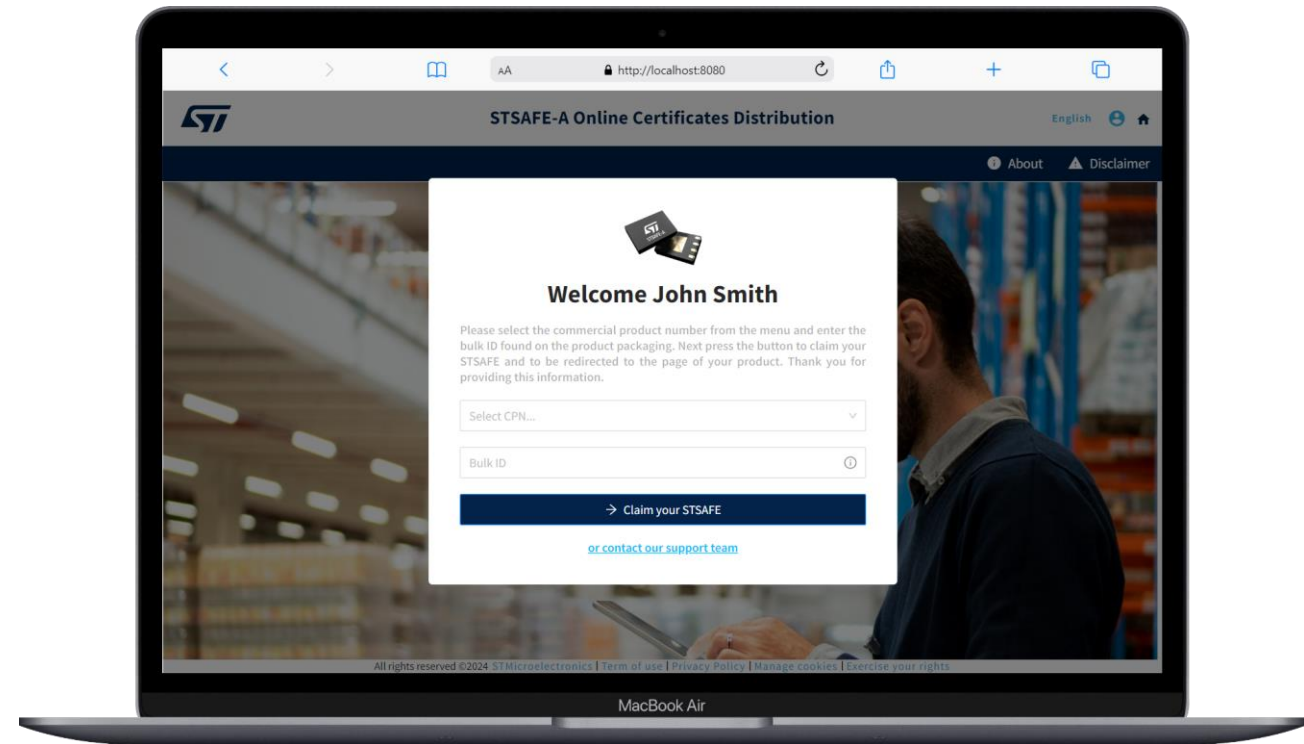
This is a QR code sample – do not use it



Step 2 – Or claim directly

- You can **claim your product directly** using the form available on:

<https://eds.st.com/stsafe/?claim=1>





Step 3 - Sign up in st.com

- After tapping on the link, you will be **redirected to the landing page** for the product on st.com
- To access the full range of features and resources on the landing page, you will need to **create a new account or login** if you already have an account.

A screenshot of the ST life.augmented website's login and sign-up interface. The page has a white background with a blue header bar containing the ST logo and the text 'life.augmented'. In the top right corner, there are links for 'Contact Us' and 'English'. The main content area is divided into two columns. The left column is titled 'Already registered?' and contains a prompt to enter an email address and password to login. It features two input fields for 'E-mail address' and 'Password', a 'Remember me on this computer' checkbox, a blue 'Login' button, and a 'Forgot password?' link. The right column is titled 'New user?' and lists personalized features available to myST users, such as participating in events, staying informed with newsletters, getting help with support, discussing in the community, benefiting from design tools, downloading software, ordering samples, managing product updates, and buying products. At the bottom of this column is a blue 'Create Account' button, which is highlighted by a red arrow pointing towards it from the right.

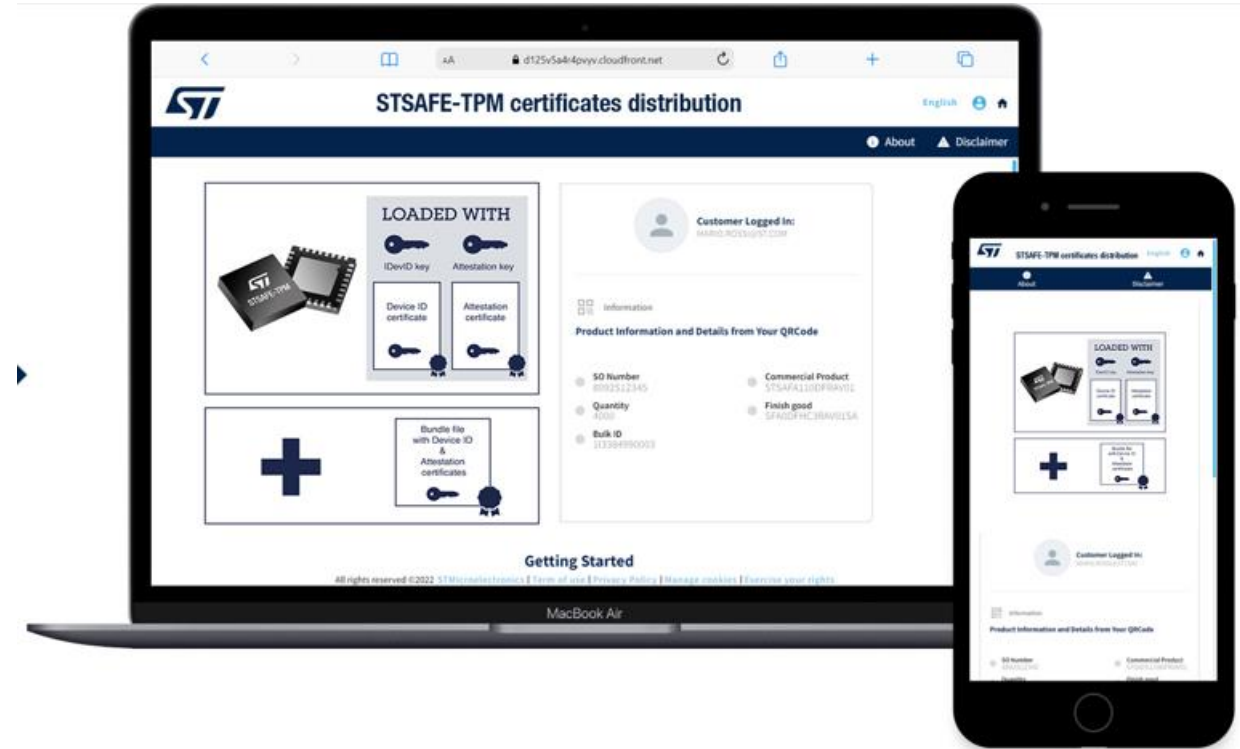
Online certificate distribution platform





Overview of the platform

- The product landing page (desktop or mobile) is divided into **four main sections**:
 - the QR code information details
 - the getting started guide
 - the certificates downloads and email sending
 - the downloads history

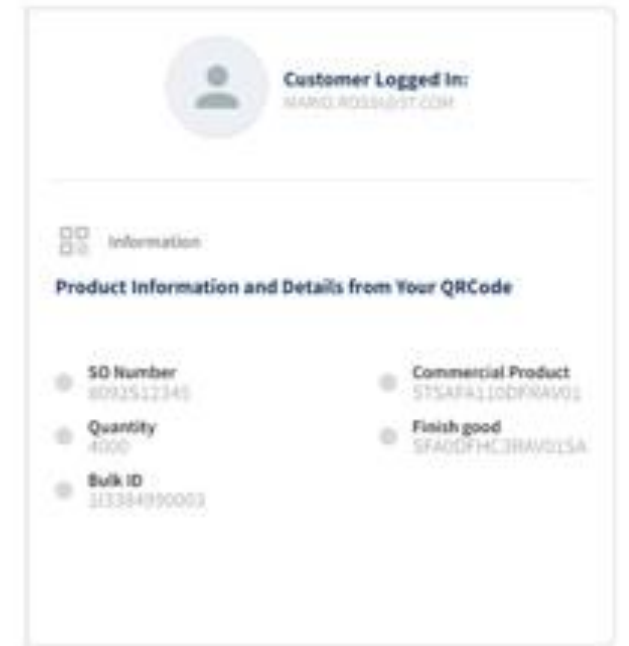
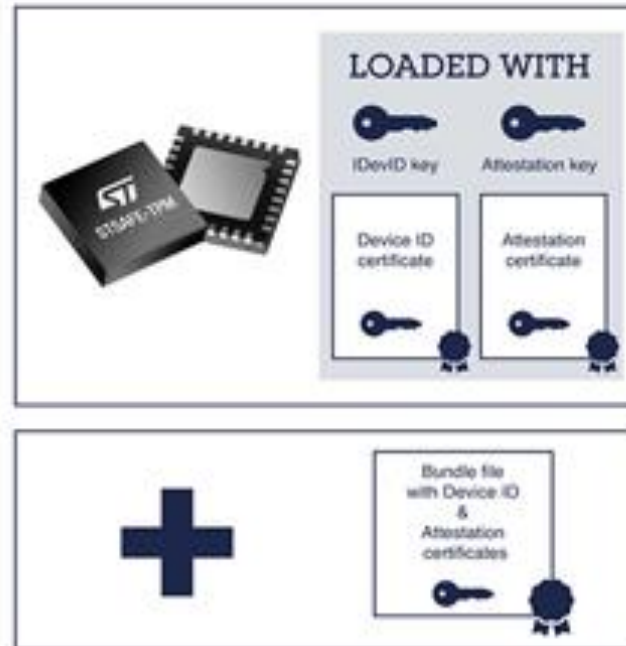




QR Code information

This section shows specific details regarding your product, such as:

- SO Number
- Commercial Product
- Quantity
- Bulk ID





Getting Started

- This section shows a starting point and valuable insights of **ST33KTPM-IDevID** and **provisioning profile ST1**
- Clicking on the button the user can **download** our comprehensive **PDF** guide

Getting Started

For guidance on how to start using STSAFE, download our comprehensive PDF guide from our website to learn how to:

- Download X.509 Leaf Certificates of your STSAFE reel
- Download ST Root CA Certificate
- Get description of STSAFE OCD03 personalization
- Pre-attach connected devices to Cloud by associating X.509 Leaf Certificates with your accounts

[USER MANUAL](#)[OCD03 DESCRIPTION](#)



- This is the page's interactive section:
 1. You can **download** the certificates .zip file
 2. You can **send** it to your email address
 3. You can **download** the Root Certification Authority for STSAFE certificates

Download certificates





Downloads History

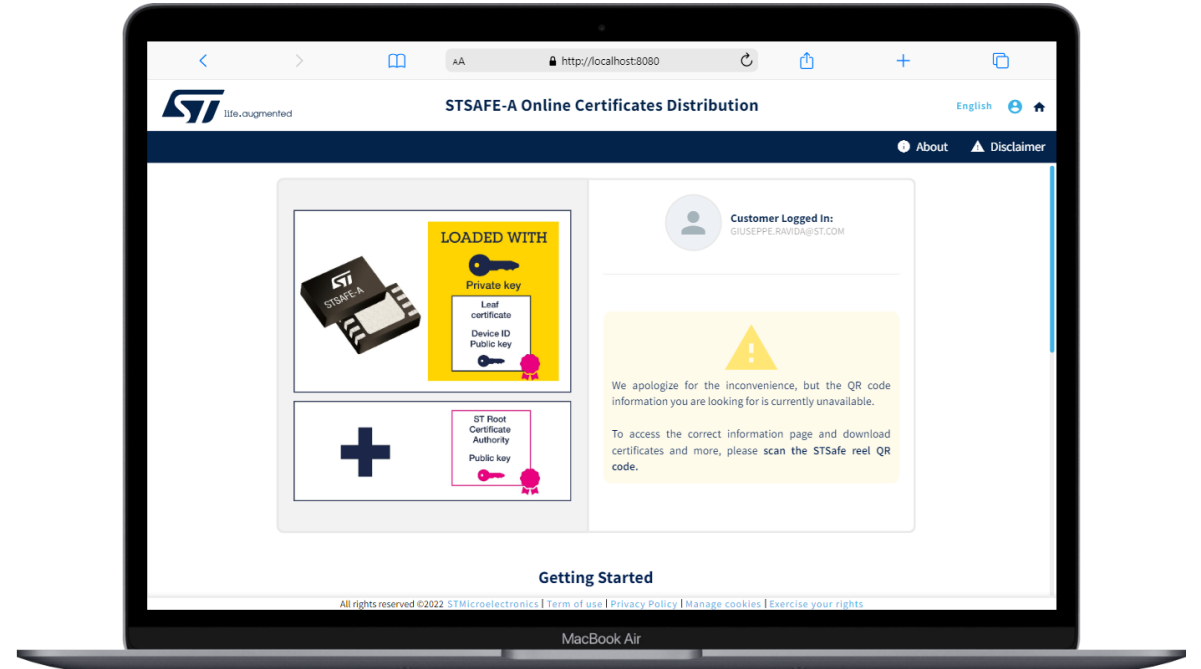
- The Downloads History section displays a record of **all downloads** made for a specific part number
- Each item in the Downloads History section includes the **user's reference** and the **date** of the download, displayed in days since the download occurred

Downloads History		
You have 30 downloads before the 06 May 2024		
You	Downloaded the certificate for STSAFA110DFRAV01	2 days ago
You	Downloaded the certificate for STSAFA110DFRAV01	21 days ago
Another one	Downloaded the certificate for STSAFA110DFRAV01	21 days ago



Errors Page

- If the URL coming from **QR code** is **corrupted** or something regarding the STSAFE reel is missing, you will land in a generic product page
- You can **download PDF** documentation or **check downloads history** as well



Our technology starts with You



Find out more at www.st.com

© STMicroelectronics - All rights reserved.

ST logo is a trademark or a registered trademark of STMicroelectronics International NV or its affiliates in the EU and/or other countries.

For additional information about ST trademarks, please refer to www.st.com/trademarks.

All other product or service names are the property of their respective owners.



life.augmented