



GNSS expansion board based on Teseo-LIV4F module for STM32 Nucleo



Features

- Operating supply voltage: 3.3 - 5 V
- Ambient temperature: +10/+50 °C
- Sensitivity: -162 dBm (tracking mode)
- Interfaces:
 - a UARTport
 - an I²Cport
 - Configurable digital I/O
 - EXTINT input for wakeup
- NMEA protocol
- Assisted GNSS:
 - Autonomous AGNSS
 - Real-timeserver-based
- Simultaneous multi constellation and multi band GNSS
 - GPS
 - Galileo
 - Glonass
 - BeiDou
 - QZSS
- Compatible with [STM32 Nucleo](#) boards
- Compatible with the Arduino™ UNO R3 connector
- SMA female antenna connector
- CE Certified
- RoHS and WEEE compliant

Description

The [X-NUCLEO-LIV4A1](#) expansion board is based on the [Teseo-LIV4F](#) tiny dual-band GNSS Low power and measurement engine modules.

It represents an affordable, easy-to-use, global navigation satellite system (GNSS) module, embedding TESEO IV single die GNSS receiver IC working simultaneously on multiple constellations GPS/Galileo/ Glonass/BeiDou/QZSS) able to provide positioning (Teseo-LIV4F) in your [STM32 Nucleo](#) project.

The Teseo-LIV4F is a compact (9.7 x 10.1 mm) module that provides superior accuracy thanks to the on-board temperature-compensated crystal oscillator (TCXO) and a reduced time-to-first fix (TTFF) with its dedicated real-time clock (RTC) oscillator.

The Teseo-LIV4F module runs the GNSS firmware ([X-CUBE-GNSS1](#)) to perform all GNSS operations including acquisition, tracking, navigation, and data output without external memory support.

The [X-NUCLEO-LIV4A1](#) expansion board is compatible with the Arduino® UNO R3 connector and the ST morpho connector, so it can be plugged to the STM32 Nucleo development board and stacked with additional STM32 Nucleo expansion boards

The embedded cross dipole active multiband GNSS antenna is included in the package.

| Product summary | |
|---|--------------------------------------|
| GNSS expansion board based on Teseo-LIV4F module for STM32 Nucleo | X-NUCLEO-LIV4A1 |
| Tiny GNSS dual-bands low power module | Teseo-LIV4F |
| Global navigation satellite system software expansion for STM32Cube | X-CUBE-GNSS1 |
| Applications | Navigation Tracking Industrial |

Schematic diagrams

Figure 1. X-NUCLEO-LIV4A1 circuit schematic (1 of 3)

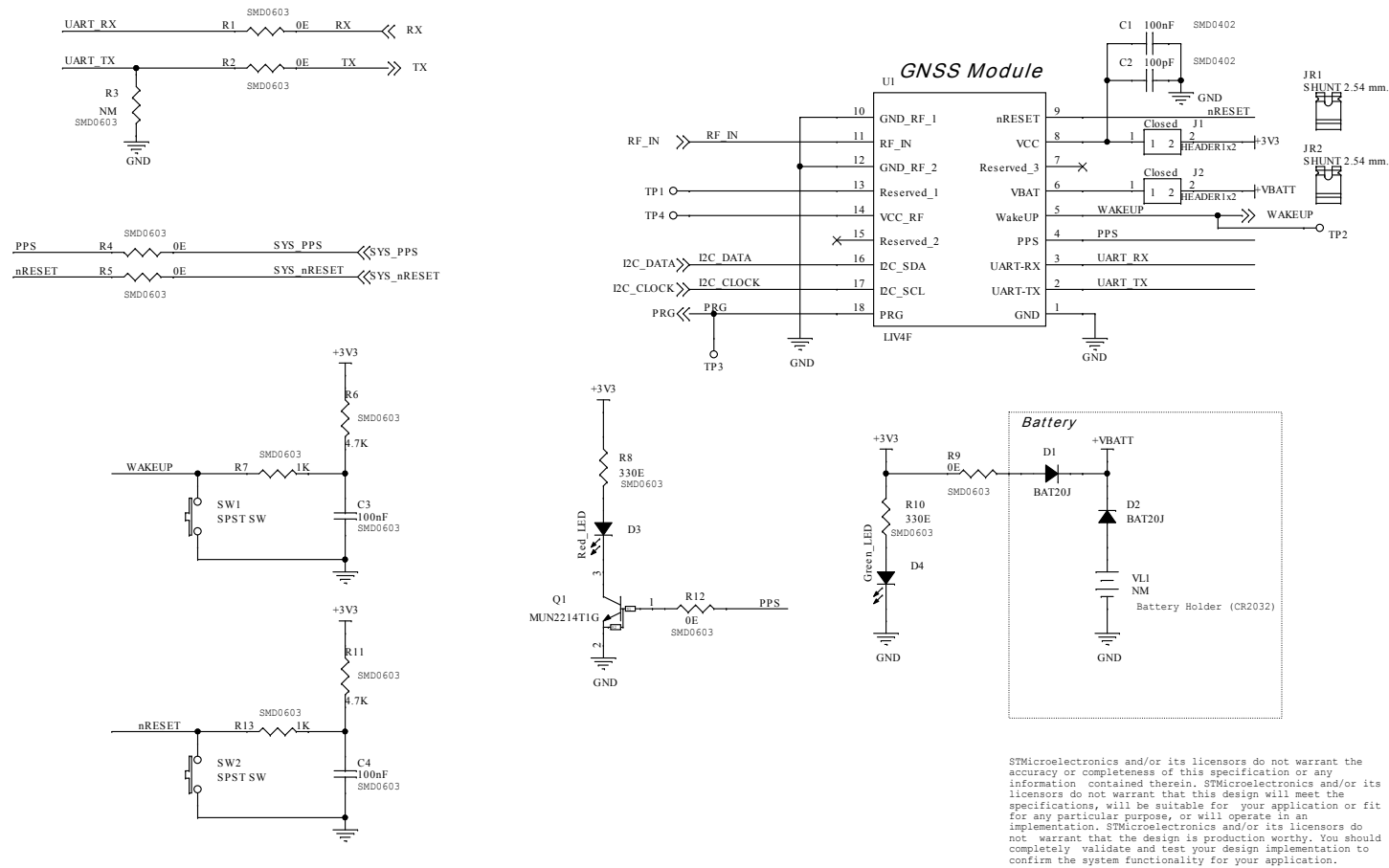
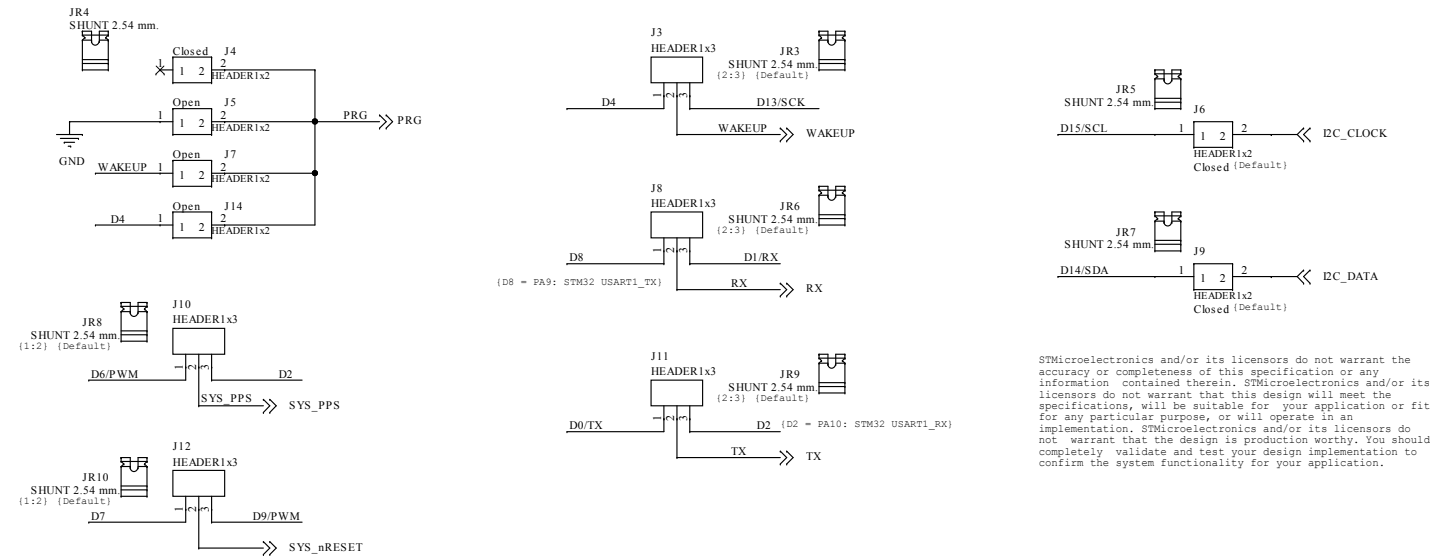
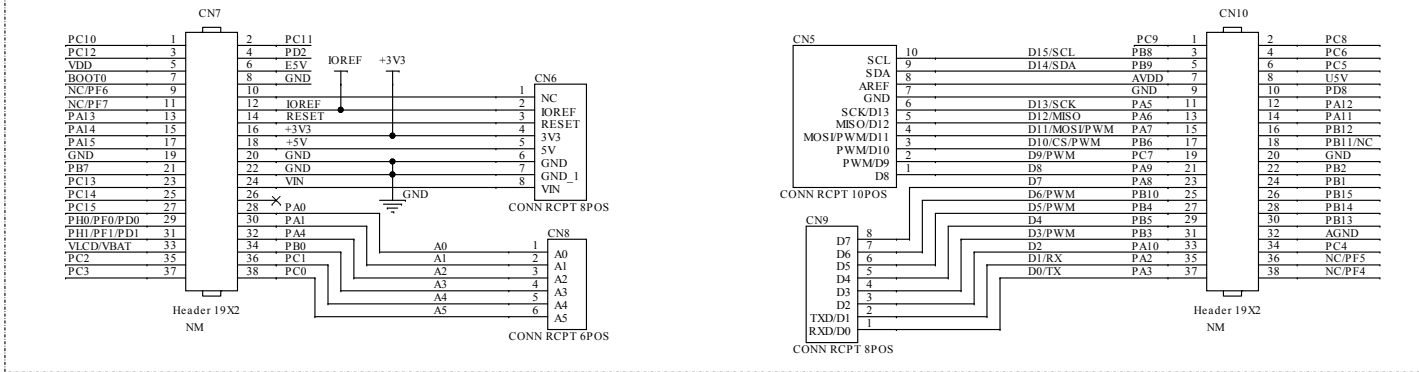


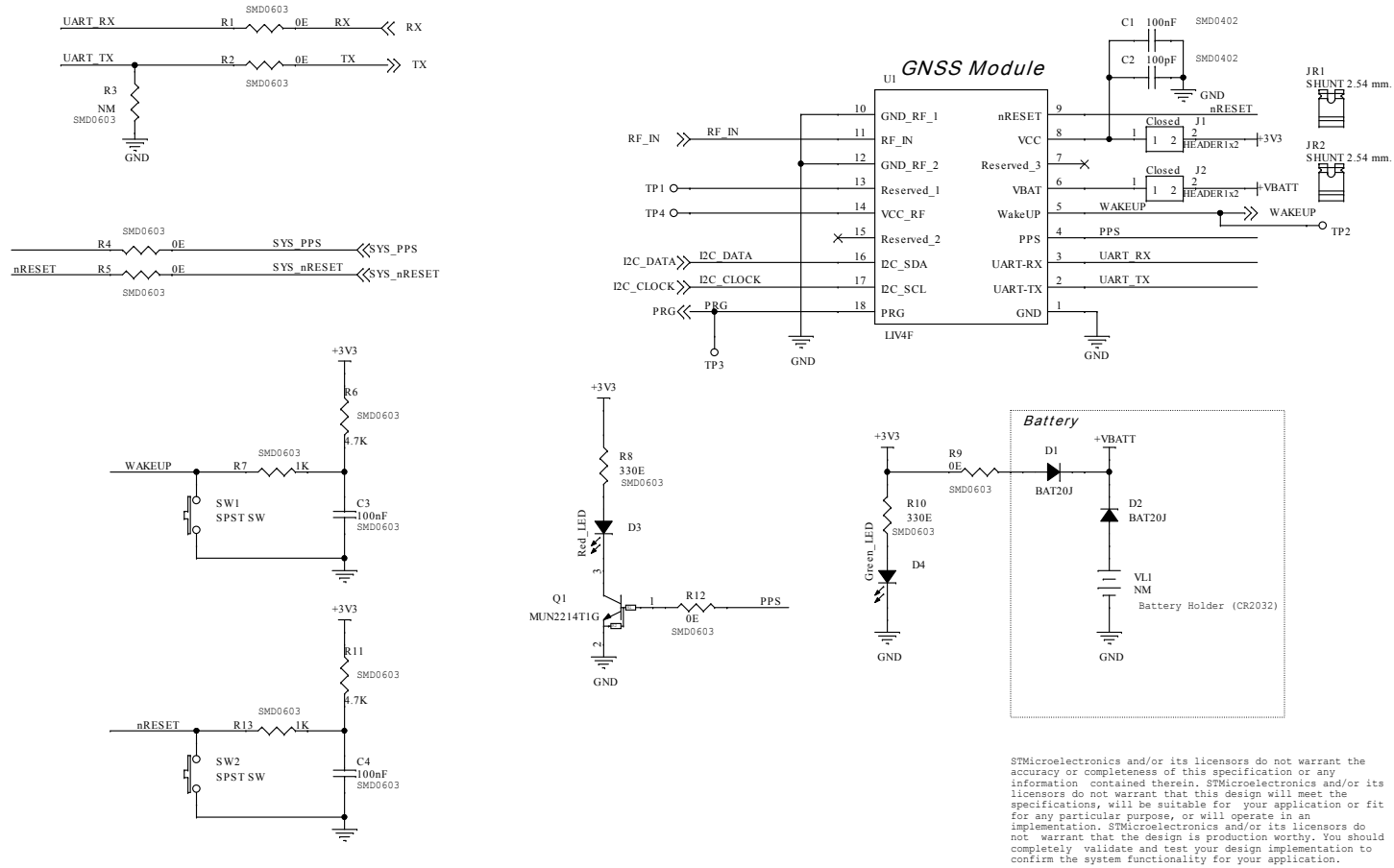
Figure 2. X-NUCLEO-LIV4A1 circuit schematic (2 of 3)

NUCLEO CONNECTORS



STMicroelectronics and/or its licensors do not warrant the accuracy or completeness of this specification or any information contained therein. STMicroelectronics and/or its licensors do not warrant that this design will meet the specifications, will be suitable for your application or fit for any particular purpose, or will operate in an implementation. STMicroelectronics and/or its licensors do not warrant that the design is production worthy. You should completely validate and test your design implementation to confirm the system functionality for your application.

Figure 3. X-NUCLEO-LIV4A1 circuit schematic (3 of 3)



2 Board versions

Table 1. X-NUCLEO-LIV4A1 versions

| Finished good | Schematic diagrams | Bill of materials |
|----------------------------------|--------------------------------------|-------------------------------------|
| X\$NUCLEO-LIV4A1A ⁽¹⁾ | X\$NUCLEO-LIV4A1A schematic diagrams | X\$NUCLEO-LIV4A1A bill of materials |

1. This code identifies the X-NUCLEO-LIV4A1 evaluation board first version.

Revision history

Table 2. Document revision history

| Date | Revision | Changes |
|-------------|----------|----------------------|
| 12-Feb-2024 | 1 | Initial release. |
| 30-Jul-2024 | 2 | Updated Description. |

IMPORTANT NOTICE – READ CAREFULLY

STMicroelectronics NV and its subsidiaries ("ST") reserve the right to make changes, corrections, enhancements, modifications, and improvements to ST products and/or to this document at any time without notice. Purchasers should obtain the latest relevant information on ST products before placing orders. ST products are sold pursuant to ST's terms and conditions of sale in place at the time of order acknowledgment.

Purchasers are solely responsible for the choice, selection, and use of ST products and ST assumes no liability for application assistance or the design of purchasers' products.

No license, express or implied, to any intellectual property right is granted by ST herein.

Resale of ST products with provisions different from the information set forth herein shall void any warranty granted by ST for such product.

ST and the ST logo are trademarks of ST. For additional information about ST trademarks, refer to www.st.com/trademarks. All other product or service names are the property of their respective owners.

Information in this document supersedes and replaces information previously supplied in any prior versions of this document.

© 2024 STMicroelectronics – All rights reserved