



Automotive 1.6 - 2.3 megapixel high-dynamic global shutter image sensor



Features

- AEC-Q100 grade 2 automotive qualification ongoing 
- Automotive global shutter with high-dynamic technology range (up to 98 dB linear) and high-density charge storage
- 3.2 μm pixel GS-HDR, monochrome, visible, and IR spectrum
- Optical formats
 - 1.6 MP (1464 x 1104) at 75 fps in 1/3" optical format with micro lens
 - 2.3 MP (1944 x 1204) at 60 fps in 1/2.5" optical format with micro lens
- Very high MTF, even in near IR (perfect pixel encapsulation)
- Low noise 11-bit ADC with digital CDS
- Linear or compressed output from RAW8 to RAW16 resolution
- Output interface
 - Mipi CSI-2 (4 x 0.8 Gbps)
 - Parallel 12 bits (100 MHz)
 - Camera control interface (CCI)
- Machine vision application support
 - In-pixel HDR and background substration modes, with flexible strobe illumination control
 - Up to 4-LED control output, synchronized with sensor integration periods
 - 8 regions of interest (ROI)
 - Programmable sequences of 4-frame contexts
 - Master/slave external frame start control
 - Embedded 16-bit video processing pipe with pixel defect correction, high dynamic range (HDR) merge with ghost removal, and programmable compression of dynamic
 - Mirror/flip/crop
 - Support of subsampling by 2 and by 4
 - Support of binning by 2 and by 4
 - Integrated double temperature sensors
 - Operating junction temperature of -40 °C to 125 °C
 - Automotive qualified IM2BGA plastic package
 - Large spectrum glass for visible and IR applications with dual AR coating
 - ASIL B support e.g. CPU redundancy, embedded full self test, memory and register ECC, safety manager, and voltage monitoring
 - Monochrome micro lens (maximum CRA optimized for 20 °C and 0 °C)

Product summary		
Root part number	Resolution (megapixel)	Package
VG5661	1.6	IM2BGA 8.5 x 8.5 mm
VG5761	2.3	IM2BGA 10.0 x 8.5 mm
VD5661	1.6	Bare die
VD5761	2.3	



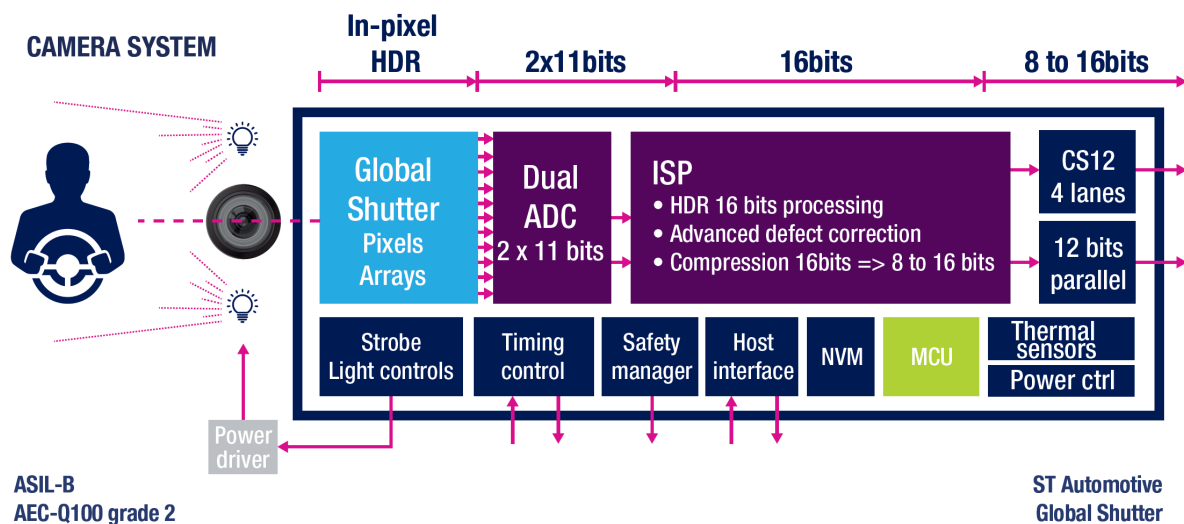
Description

This automotive global shutter sensor product family features both HDR and ultra low-noise where crosstalk is minimized for near infrared (NIR) scenes.

They are highly recommended for high-end computer vision applications in demanding environments.

1 Block diagram

Figure 1. Block diagram of Vx5y61



2 Ordering information

Table 1. Order codes

Order code	Resolution	Packages	Maximum CRA optimization
VG5661AAL5/1	1.6 megapixel monochrome	IM2BGA 8.5 x 8.5 mm	20 ° linear
VG5761AALJ/1	2.3 megapixel monochrome	IM2BGA 10.0 x 8.5 mm	
VD5661AA/RW	1.6 megapixel monochrome	Bare die	
VD5761AA/RW	2.3 megapixel monochrome		

Revision history

Table 2. Document revision history

Date	Version	Changes
19-Nov-2018	1	Initial release
21-Nov-2018	2	Updated the main document title to include all root part numbers
27-Nov-2018		Added sustainability logo Updated Section Description

IMPORTANT NOTICE – PLEASE READ CAREFULLY

STMicroelectronics NV and its subsidiaries ("ST") reserve the right to make changes, corrections, enhancements, modifications, and improvements to ST products and/or to this document at any time without notice. Purchasers should obtain the latest relevant information on ST products before placing orders. ST products are sold pursuant to ST's terms and conditions of sale in place at the time of order acknowledgement.

Purchasers are solely responsible for the choice, selection, and use of ST products and ST assumes no liability for application assistance or the design of Purchasers' products.

No license, express or implied, to any intellectual property right is granted by ST herein.

Resale of ST products with provisions different from the information set forth herein shall void any warranty granted by ST for such product.

ST and the ST logo are trademarks of ST. All other product or service names are the property of their respective owners.

Information in this document supersedes and replaces information previously supplied in any prior versions of this document.

© 2018 STMicroelectronics – All rights reserved