


## 38 V, 10 W synchronous iso-buck converter evaluation board based on L6983I



### Features

- Designed for iso-buck topology
- 4 to 38 V input voltage range
- Up to 10 W deliverable power (depending on the application conditions)
- Isolated output voltage unregulated
- Optional postregulation (not mounted, layout foreseen at the bottom)
- Embeds the transformer
- Regulation at the primary side, no optocoupler required
- 200 kHz to 1 MHz programmable switching frequency
- Suitable for external synchronization
- Power-good signal available
- Enable
- Input EMI filter embedded
- Selectable spread spectrum function for improved EMC performance

### Description

The **STEVAL-L6983IV1** is an evaluation board based on ST **L6983I**, 38 V, 10 W synchronous iso-buck converter designed for isolated applications.

The primary output voltage can be accurately adjusted, whereas the isolated secondary output is derived by using a given transformer ratio. No optocoupler is required.

The primary sink capability up to -4.5 A (even during soft-start) allows a proper energy transfer to the secondary side as well as enables a tracked soft-start of the secondary output.

The control loop is based on a peak current mode architecture and the device operates in forced PWM. The 390 ns blanking time filters oscillations, generated by the transformer leakage inductance, making the solution more robust.

The compact QFN-16 3x3 mm package and the internal compensation of the **L6983I** help minimizing design complexity and size.

The switching frequency can be programmed in the 200 kHz - 1 MHz range with optional spread spectrum for improved EMC.

The EN pin provides enable/disable functionality. The typical shutdown current is 2 uA when disabled. As soon as the EN pin is pulled-up the device is enabled, and the internal 1.3 ms soft start takes place.

The **L6983I** features power good open collector that monitors the FB voltage. Pulse by pulse current sensing on both power elements implements an effective constant current protection and thermal shutdown prevents thermal run-away. Due to the primary reverse current limit, the secondary output is protected against short-circuit events.

The evaluation board generates an isolated unregulated voltage and provides the possibility to use a post-regulation to generate a dual voltage (layout available on the bottom of the PCB, components not mounted).

### Product summary

38 V, 10 W synchronous iso-buck converter evaluation board based on L6983I	<b>STEVAL-L6983IV1</b>
38 V 10W synchronous iso-buck converter for isolated applications	<b>L6983IQTR</b>
Applications	Industrial power supply Metering Motor drives

## Schematic diagrams

Figure 1. STEVAL-L6983IV1 circuit schematic (1 of 2)

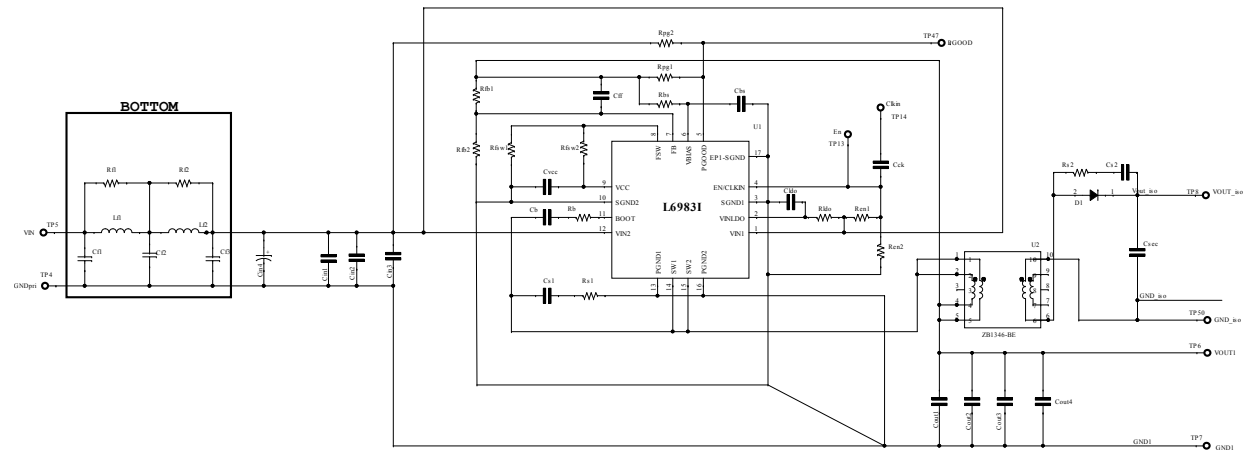
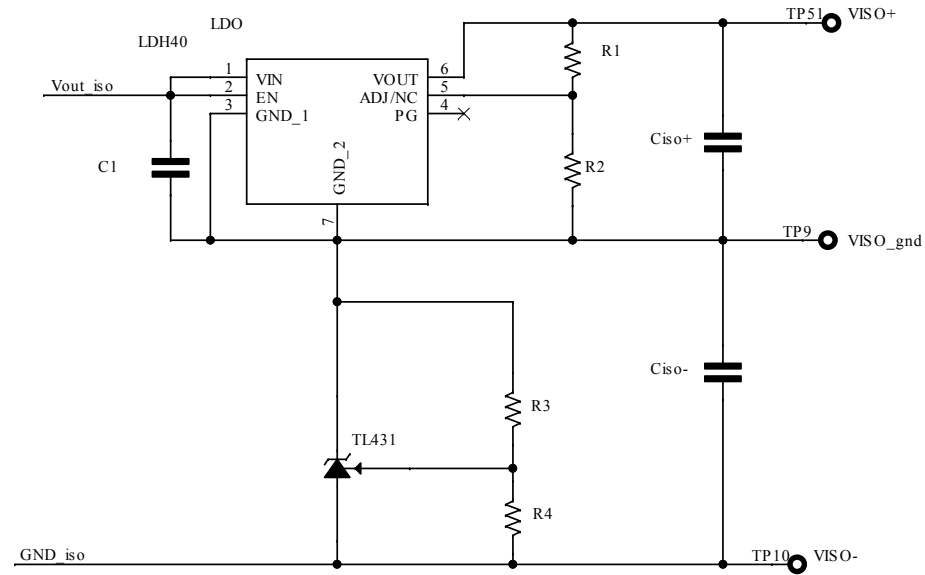


Figure 2. STEVAL-L6983IV1 circuit schematic (2 of 2) - post regulation (not mounted, bottom side)



## 2 Board versions

**Table 1. STEVAL-L6983IV1 versions**

Finished good	Schematic diagrams	Bill of materials
STEVAL\$L6983IV1A <sup>(1)</sup>	STEVAL\$L6983IV1A schematic diagrams	STEVAL\$L6983IV1A bill of materials
STV\$L6983IV1B <sup>(1)</sup>	STV\$L6983IV1B schematic diagrams	STV\$L6983IV1B bill of materials

1. This code identifies the STEVAL-L6983IV1 evaluation board first version. It is printed on the board PCB.
2. This code identifies the STEVAL-L6983IV1 evaluation board second version. It is printed on the board PCB.

## Revision history

**Table 2. Document revision history**

Date	Revision	Changes
10-Mar-2023	1	Initial release.
31-Jan-2024	2	Updated Features and Schematic diagrams.
01-Apr-2025	3	Updated <a href="#">Section 1: Schematic diagrams</a> and <a href="#">Section 2: Board versions</a> . Updated finish good to STV\$L6983IV1B.

**IMPORTANT NOTICE – READ CAREFULLY**

STMicroelectronics NV and its subsidiaries ("ST") reserve the right to make changes, corrections, enhancements, modifications, and improvements to ST products and/or to this document at any time without notice. Purchasers should obtain the latest relevant information on ST products before placing orders. ST products are sold pursuant to ST's terms and conditions of sale in place at the time of order acknowledgment.

Purchasers are solely responsible for the choice, selection, and use of ST products and ST assumes no liability for application assistance or the design of purchasers' products.

No license, express or implied, to any intellectual property right is granted by ST herein.

Resale of ST products with provisions different from the information set forth herein shall void any warranty granted by ST for such product.

ST and the ST logo are trademarks of ST. For additional information about ST trademarks, refer to [www.st.com/trademarks](http://www.st.com/trademarks). All other product or service names are the property of their respective owners.

Information in this document supersedes and replaces information previously supplied in any prior versions of this document.

© 2025 STMicroelectronics – All rights reserved