

19 V - 90 W adapter with PFC for laptop computers based on the L6563H and L6699

Data brief


Features

- Universal input mains range: 90 - 264 V_{AC} - frequency 45 - 65 Hz
- Output voltage: 9 V at 4.75 A continuous operation
- Mains harmonics: meets EN61000-3-2 Class-D and JEITA-MITI Class-D
- No load mains consumption: according to ENERGY STAR® 2.0 for external power supplies
- Average efficiency: according to ENERGY STAR 2.0 for external power supplies
- Light load efficiency: according to ErP Lot 6 Tier 2 requirements
- EMI: within EN55022-Class-B limits
- Safety: meets EN60950
- Dimensions: 65 x 151 mm, 25 mm component maximum height
- PCB: double-side, 70 µm, FR-4, mixed PTH/SMT

Description

The architecture of the EVL6699-90WADP is based on a two-stage approach; a front-end PFC pre-regulator based on the L6563H TM PFC controller and a downstream LLC resonant half bridge converter using the new L6699 resonant controller. Thanks to the chipset used, the main features of this design are very high efficiency, compliant with ENERGY STAR eligibility criteria (EPA rev. 2.0 EPS) and very good efficiency at light load too, compliant with the new ErP Lot 6 Tier 2 requirements. No-load input power consumption is also very low, well within the international regulation limits.

The controller of the LLC stage is the L6699, integrating innovative functions such as self-adjusting adaptive deadtime, anti-capacitive

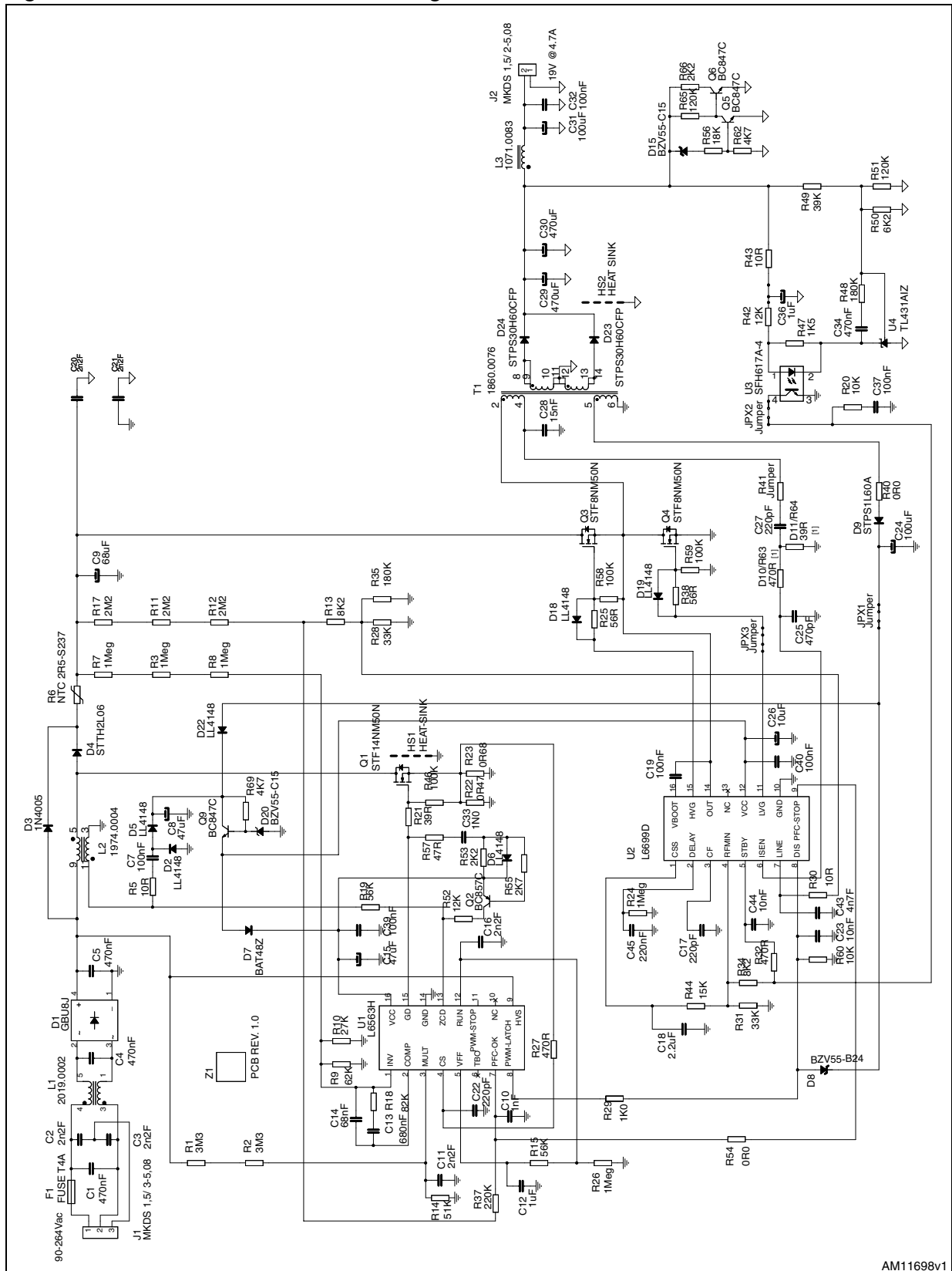


mode protection and proprietary “safe-start” procedure preventing hard switching at startup.

The PFC stage works as pre-regulator and powers the resonant stage with a constant voltage of 400 V. The downstream converter operates only if the PFC is working and regulating its output voltage. In this way, the resonant stage can be optimized for a narrow input voltage range improving the efficiency of the primary side power components.

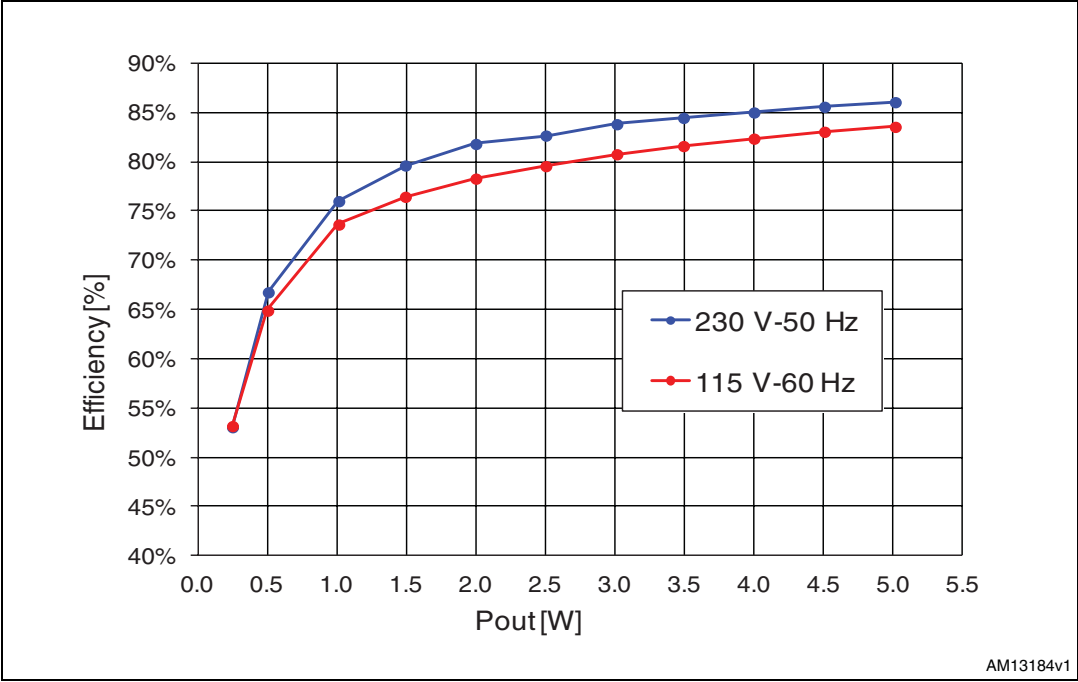
The transformer uses the integrated magnetic approach, incorporating the resonant series inductance. Therefore, no external, additional coil is needed for the resonance. The transformer configuration chosen for the secondary winding is centre tap.

Figure 1. EVL6699-90WADP electrical diagram



AM11698v1

Figure 2. Light load efficiency measurements



1 Revision history

Table 1. Document revision history

Date	Revision	Changes
02-Jul-2012	1	Initial release.

Please Read Carefully:

Information in this document is provided solely in connection with ST products. STMicroelectronics NV and its subsidiaries ("ST") reserve the right to make changes, corrections, modifications or improvements, to this document, and the products and services described herein at any time, without notice.

All ST products are sold pursuant to ST's terms and conditions of sale.

Purchasers are solely responsible for the choice, selection and use of the ST products and services described herein, and ST assumes no liability whatsoever relating to the choice, selection or use of the ST products and services described herein.

No license, express or implied, by estoppel or otherwise, to any intellectual property rights is granted under this document. If any part of this document refers to any third party products or services it shall not be deemed a license grant by ST for the use of such third party products or services, or any intellectual property contained therein or considered as a warranty covering the use in any manner whatsoever of such third party products or services or any intellectual property contained therein.

UNLESS OTHERWISE SET FORTH IN ST'S TERMS AND CONDITIONS OF SALE ST DISCLAIMS ANY EXPRESS OR IMPLIED WARRANTY WITH RESPECT TO THE USE AND/OR SALE OF ST PRODUCTS INCLUDING WITHOUT LIMITATION IMPLIED WARRANTIES OF MERCHANTABILITY, FITNESS FOR A PARTICULAR PURPOSE (AND THEIR EQUIVALENTS UNDER THE LAWS OF ANY JURISDICTION), OR INFRINGEMENT OF ANY PATENT, COPYRIGHT OR OTHER INTELLECTUAL PROPERTY RIGHT.

UNLESS EXPRESSLY APPROVED IN WRITING BY TWO AUTHORIZED ST REPRESENTATIVES, ST PRODUCTS ARE NOT RECOMMENDED, AUTHORIZED OR WARRANTED FOR USE IN MILITARY, AIR CRAFT, SPACE, LIFE SAVING, OR LIFE SUSTAINING APPLICATIONS, NOR IN PRODUCTS OR SYSTEMS WHERE FAILURE OR MALFUNCTION MAY RESULT IN PERSONAL INJURY, DEATH, OR SEVERE PROPERTY OR ENVIRONMENTAL DAMAGE. ST PRODUCTS WHICH ARE NOT SPECIFIED AS "AUTOMOTIVE GRADE" MAY ONLY BE USED IN AUTOMOTIVE APPLICATIONS AT USER'S OWN RISK.

Resale of ST products with provisions different from the statements and/or technical features set forth in this document shall immediately void any warranty granted by ST for the ST product or service described herein and shall not create or extend in any manner whatsoever, any liability of ST.

ST and the ST logo are trademarks or registered trademarks of ST in various countries.

Information in this document supersedes and replaces all information previously supplied.

The ST logo is a registered trademark of STMicroelectronics. All other names are the property of their respective owners.

© 2012 STMicroelectronics - All rights reserved

STMicroelectronics group of companies

Australia - Belgium - Brazil - Canada - China - Czech Republic - Finland - France - Germany - Hong Kong - India - Israel - Italy - Japan - Malaysia - Malta - Morocco - Philippines - Singapore - Spain - Sweden - Switzerland - United Kingdom - United States of America

www.st.com

