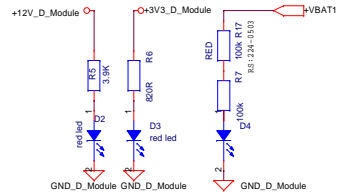
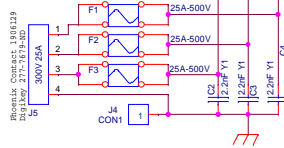


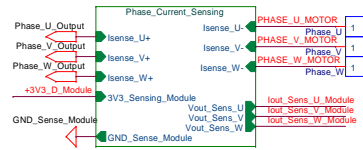
VOLTAGES on POWER BOARD



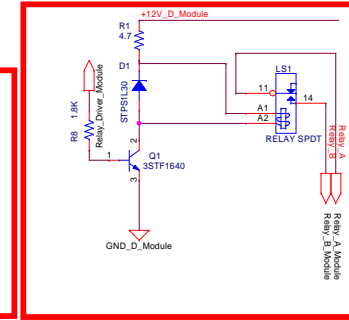
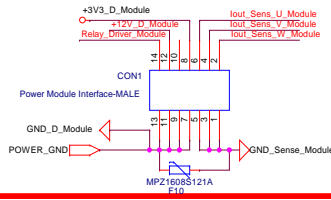
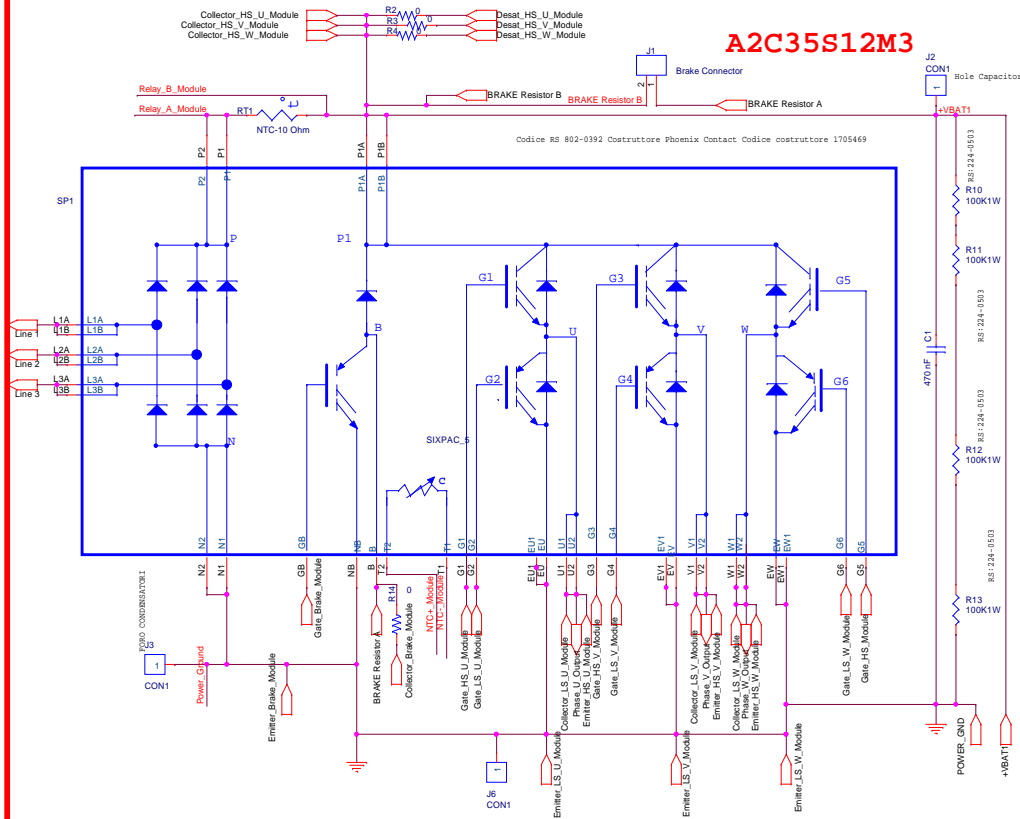
INPUT LINE



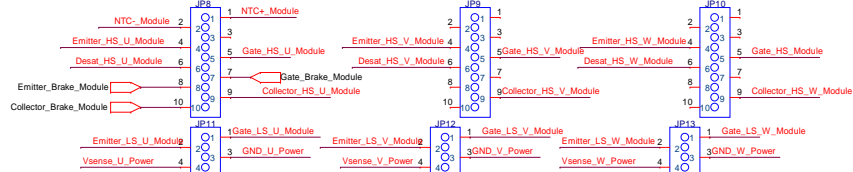
ISOLATED CURRENT SENSING



A2C35S12M3



CONNECTORS: POWER BOARD SIDE



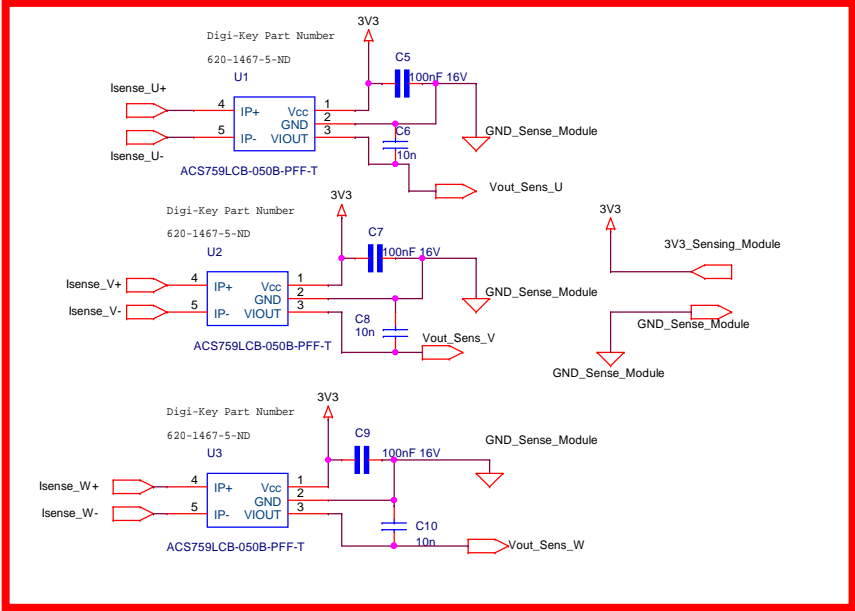
"STMicroelectronics and/or its licensors do not warrant the accuracy or completeness of this specification or any information contained therein.

STMicroelectronics and/or its licensors do not warrant that this design will meet the specifications of, or be suitable for, any particular application, purpose or implementation.

STMicroelectronics and/or its licensors do not warrant that the design is production worthy.

You should thoroughly validate and test any implementation of this design to confirm the functionality of the application."

	Title:	Drawn by:
	Organisation name:	Approved by:
	Size	Document Number
	Date:	Sheet of



"STMicroelectronics and/or its licensors do not warrant the accuracy or completeness of this specification or any information contained therein.

STMicroelectronics and/or its licensors do not warrant that this design will meet the specifications of, or be suitable for, any particular application, purpose or implementation.

STMicroelectronics and/or its licensors do not warrant that the design is production worthy.

You should thoroughly validate and test any implementation of this design to confirm the functionality of the application."