

DRIVER BOARD with all Connectors

8V to 36V

JP1
1803426

1 2

+Vin_D
+5V_D
+5V3_Micro_D
GND_D

L1
1200hm @ 100MHz

POWER_GROUND_D
DC_BUS_MONITOR_D
DC_Bus_Monitor
Temp.Monitoring

GND_D

CON2

1 2 3 4 5 6 7 8 9 10 11 12 13 14 15 16 17 18 19 20 21 22 23 24 25 26 27 28 29 30 31 32 33 34 35 36 37 38 39 40 41 42 43 44 45 46 47 48 49 50 51 52 53 54 55 56 57 58 59 60 61 62 63 64 65 66 67 68 69 70 71 72 73 74 75 76 77 78 79 80 81 82 83 84 85 86 87 88 89 90 91 92 93 94 95 96 97 98 99 100

ADC_U
ADC_V
ADC_W
Vcc_ICS
Vcc_ICS

1 2 3 4 5 6 7 8 9 10 11 12 13 14 15 16 17 18 19 20 21 22 23 24 25 26 27 28 29 30 31 32 33 34 35 36 37 38 39 40 41 42 43 44 45 46 47 48 49 50 51 52 53 54 55 56 57 58 59 60 61 62 63 64 65 66 67 68 69 70 71 72 73 74 75 76 77 78 79 80 81 82 83 84 85 86 87 88 89 90 91 92 93 94 95 96 97 98 99 100

1 2 3 4 5 6 7 8 9 10 11 12 13 14 15 16 17 18 19 20 21 22 23 24 25 26 27 28 29 30 31 32 33 34 35 36 37 38 39 40 41 42 43 44 45 46 47 48 49 50 51 52 53 54 55 56 57 58 59 60 61 62 63 64 65 66 67 68 69 70 71 72 73 74 75 76 77 78 79 80 81 82 83 84 85 86 87 88 89 90 91 92 93 94 95 96 97 98 99 100

1 2 3 4 5 6 7 8 9 10 11 12 13 14 15 16 17 18 19 20 21 22 23 24 25 26 27 28 29 30 31 32 33 34 35 36 37 38 39 40 41 42 43 44 45 46 47 48 49 50 51 52 53 54 55 56 57 58 59 60 61 62 63 64 65 66 67 68 69 70 71 72 73 74 75 76 77 78 79 80 81 82 83 84 85 86 87 88 89 90 91 92 93 94 95 96 97 98 99 100

1 2 3 4 5 6 7 8 9 10 11 12 13 14 15 16 17 18 19 20 21 22 23 24 25 26 27 28 29 30 31 32 33 34 35 36 37 38 39 40 41 42 43 44 45 46 47 48 49 50 51 52 53 54 55 56 57 58 59 60 61 62 63 64 65 66 67 68 69 70 71 72 73 74 75 76 77 78 79 80 81 82 83 84 85 86 87 88 89 90 91 92 93 94 95 96 97 98 99 100

1 2 3 4 5 6 7 8 9 10 11 12 13 14 15 16 17 18 19 20 21 22 23 24 25 26 27 28 29 30 31 32 33 34 35 36 37 38 39 40 41 42 43 44 45 46 47 48 49 50 51 52 53 54 55 56 57 58 59 60 61 62 63 64 65 66 67 68 69 70 71 72 73 74 75 76 77 78 79 80 81 82 83 84 85 86 87 88 89 90 91 92 93 94 95 96 97 98 99 100

1 2 3 4 5 6 7 8 9 10 11 12 13 14 15 16 17 18 19 20 21 22 23 24 25 26 27 28 29 30 31 32 33 34 35 36 37 38 39 40 41 42 43 44 45 46 47 48 49 50 51 52 53 54 55 56 57 58 59 60 61 62 63 64 65 66 67 68 69 70 71 72 73 74 75 76 77 78 79 80 81 82 83 84 85 86 87 88 89 90 91 92 93 94 95 96 97 98 99 100

1 2 3 4 5 6 7 8 9 10 11 12 13 14 15 16 17 18 19 20 21 22 23 24 25 26 27 28 29 30 31 32 33 34 35 36 37 38 39 40 41 42 43 44 45 46 47 48 49 50 51 52 53 54 55 56 57 58 59 60 61 62 63 64 65 66 67 68 69 70 71 72 73 74 75 76 77 78 79 80 81 82 83 84 85 86 87 88 89 90 91 92 93 94 95 96 97 98 99 100

1 2 3 4 5 6 7 8 9 10 11 12 13 14 15 16 17 18 19 20 21 22 23 24 25 26 27 28 29 30 31 32 33 34 35 36 37 38 39 40 41 42 43 44 45 46 47 48 49 50 51 52 53 54 55 56 57 58 59 60 61 62 63 64 65 66 67 68 69 70 71 72 73 74 75 76 77 78 79 80 81 82 83 84 85 86 87 88 89 90 91 92 93 94 95 96 97 98 99 100

1 2 3 4 5 6 7 8 9 10 11 12 13 14 15 16 17 18 19 20 21 22 23 24 25 26 27 28 29 30 31 32 33 34 35 36 37 38 39 40 41 42 43 44 45 46 47 48 49 50 51 52 53 54 55 56 57 58 59 60 61 62 63 64 65 66 67 68 69 70 71 72 73 74 75 76 77 78 79 80 81 82 83 84 85 86 87 88 89 90 91 92 93 94 95 96 97 98 99 100

1 2 3 4 5 6 7 8 9 10 11 12 13 14 15 16 17 18 19 20 21 22 23 24 25 26 27 28 29 30 31 32 33 34 35 36 37 38 39 40 41 42 43 44 45 46 47 48 49 50 51 52 53 54 55 56 57 58 59 60 61 62 63 64 65 66 67 68 69 70 71 72 73 74 75 76 77 78 79 80 81 82 83 84 85 86 87 88 89 90 91 92 93 94 95 96 97 98 99 100

1 2 3 4 5 6 7 8 9 10 11 12 13 14 15 16 17 18 19 20 21 22 23 24 25 26 27 28 29 30 31 32 33 34 35 36 37 38 39 40 41 42 43 44 45 46 47 48 49 50 51 52 53 54 55 56 57 58 59 60 61 62 63 64 65 66 67 68 69 70 71 72 73 74 75 76 77 78 79 80 81 82 83 84 85 86 87 88 89 90 91 92 9

[illegible]

Board with CAPACITORS

The diagram illustrates a circuit board layout for capacitors. A central horizontal bus is connected to six capacitors (TP4, TP5, TP6, TP10, TP11, TP12) and a 'Bulk Capacitor Board'. The capacitors are labeled with DC_BUS+ and DC_BUS- signals. The Bulk Capacitor Board is a green box containing three capacitors labeled DC_BUS+, DC_BUS-, and DC_BUS-.

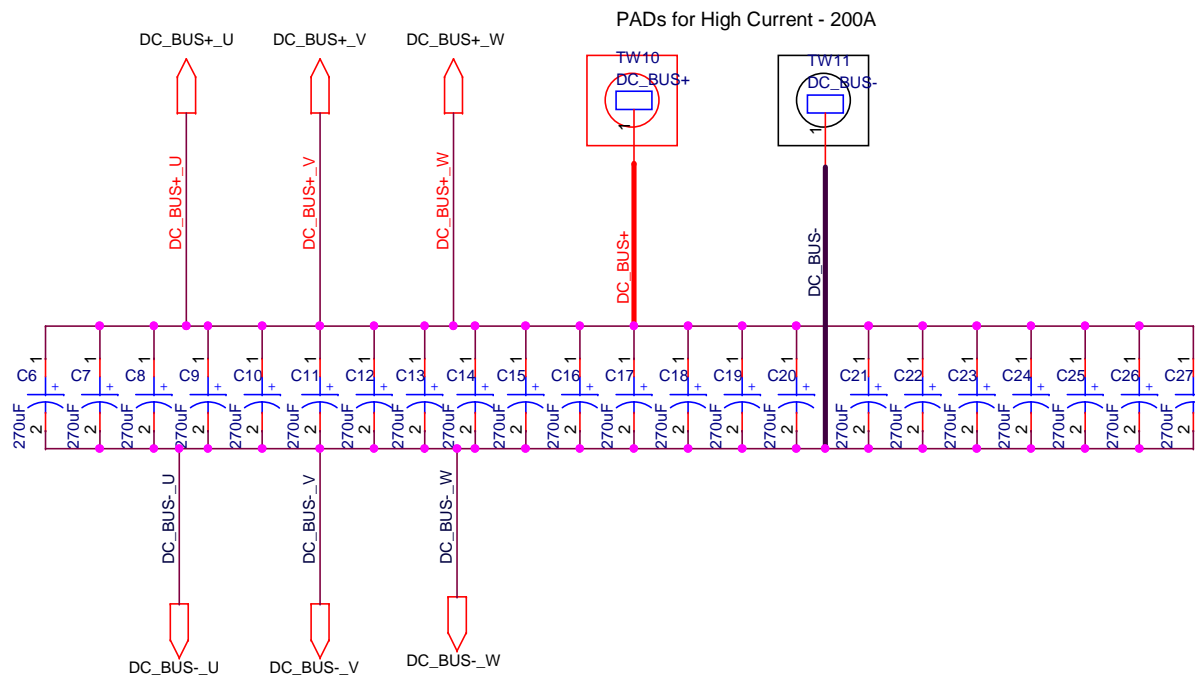
Capacitors and their connections:

- TP4: DC_BUS+ (top), DC_BUS- (bottom)
- TP5: DC_BUS+ (top), DC_BUS- (bottom)
- TP6: DC_BUS+ (top), DC_BUS- (bottom)
- TP10: DC_BUS+ (top), DC_BUS- (bottom)
- TP11: DC_BUS+ (top), DC_BUS- (bottom)
- TP12: DC_BUS+ (top), DC_BUS- (bottom)

Bulk Capacitor Board (green box):

- DC_BUS+ (top)
- DC_BUS- (middle)
- DC_BUS- (bottom)

LV Inverter Board			
Title Main			
Size A2	Document Number <Doc>		Rev <Rev>
Date:	Thursday, June 21, 2018	Sheet	1 of 9



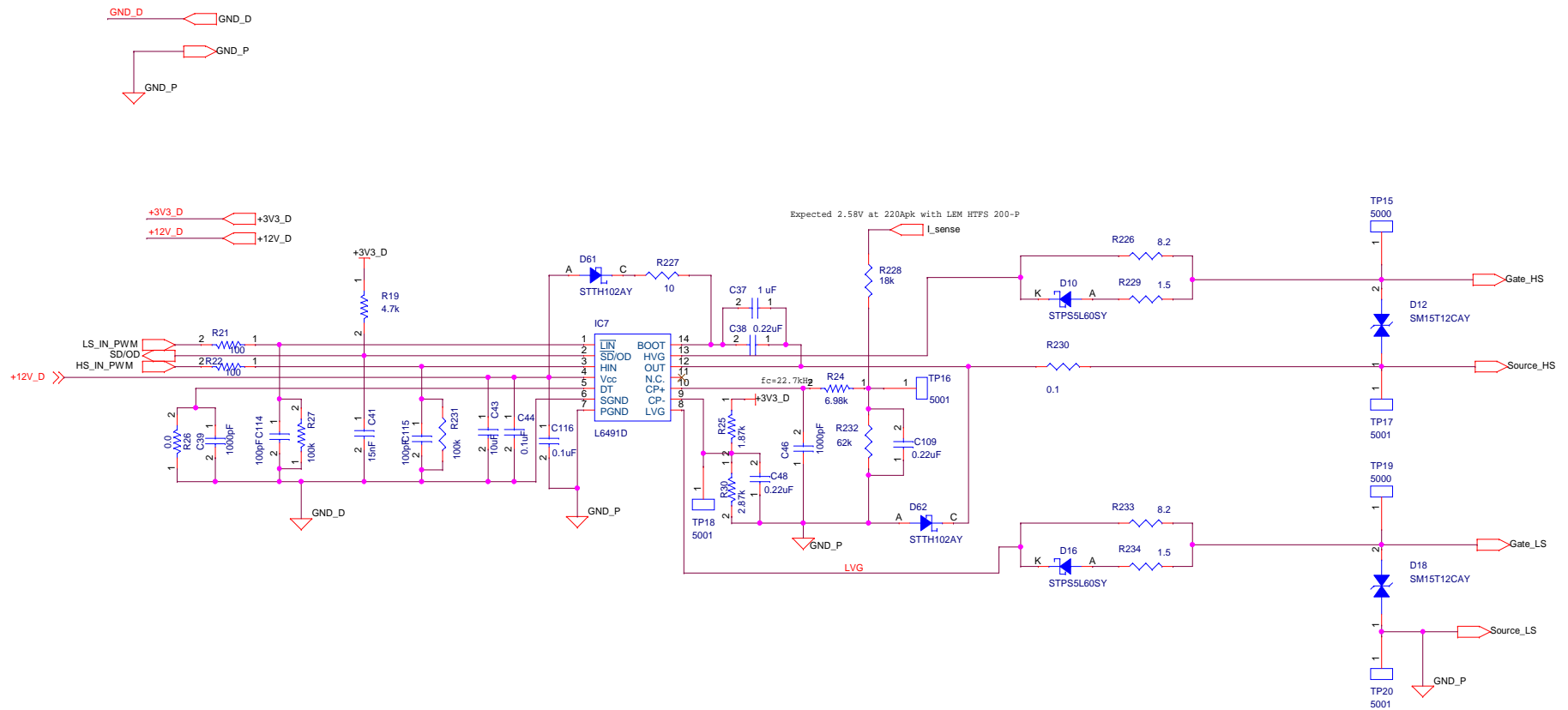
"STMicroelectronics and/or its licensors do not warrant the accuracy or completeness of this specification or any information contained therein.

STMicroelectronics and/or its licensors do not warrant that this design will meet the specifications of, or be suitable for, any particular application, purpose or implementation.

STMicroelectronics and/or its licensors do not warrant that the design is production worthy.

You should thoroughly validate and test any implementation of this design to confirm the functionality of the application."

LV Inverter Board		
Title Bulk capacitor board		
Size A4	Document Number <Doc>	Rev <RevCo>
Date: Friday, June 22, 2018	Sheet 2 of 9	



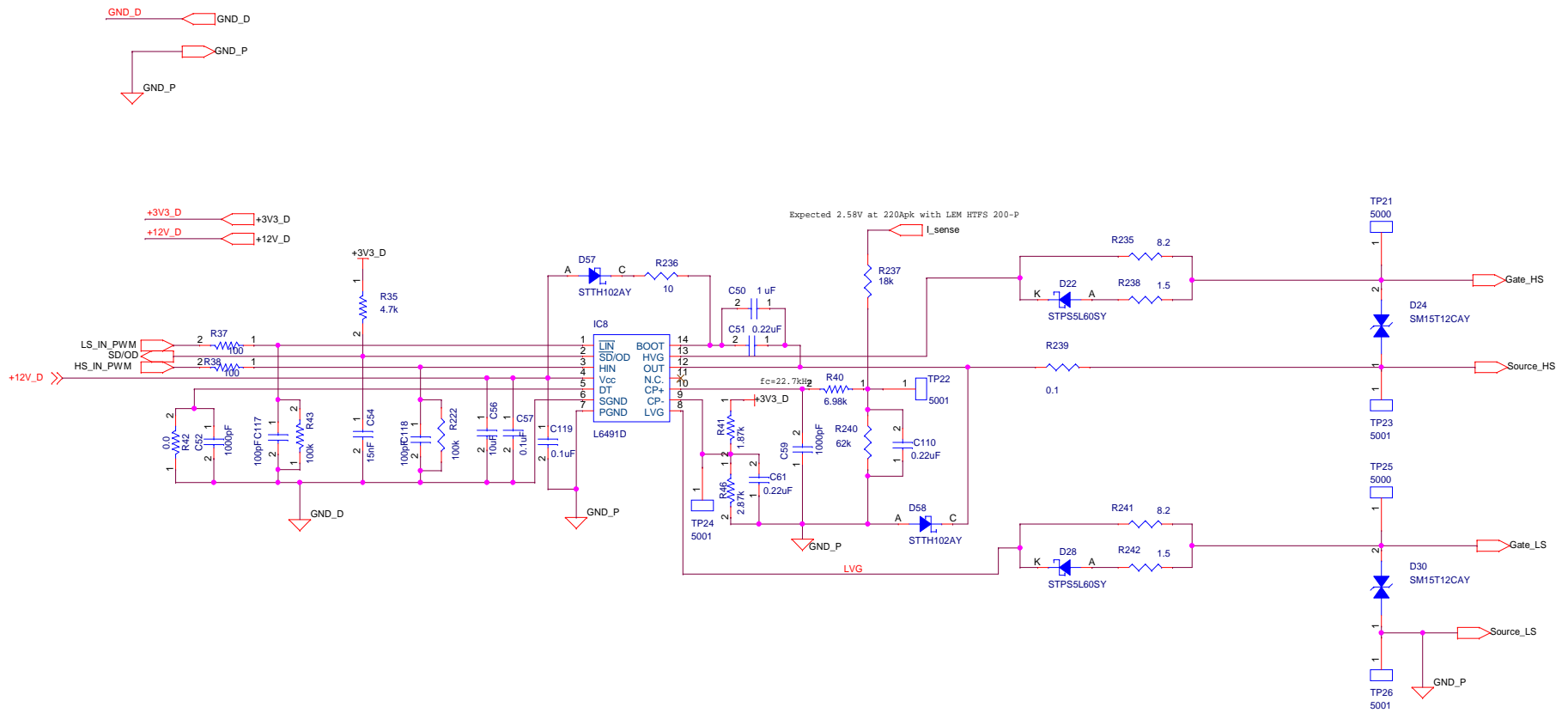
"STMicroelectronics and/or its licensors do not warrant the accuracy or completeness of this specification or any information contained therein.

STMicroelectronics and/or its licensors do not warrant that this design will meet the specifications of, or be suitable for, any particular application, purpose or implementation.

STMicroelectronics and/or its licensors do not warrant that the design is production worthy.

You should thoroughly validate and test any implementation of this design to confirm the functionality of the application."

LV Inverter Board			
Title			
Gate Driver section			
Size	Document Number	Rev	
A3	<Doc>	—	
Date:	Thursday, June 21, 2018	Sheet	4 of 9



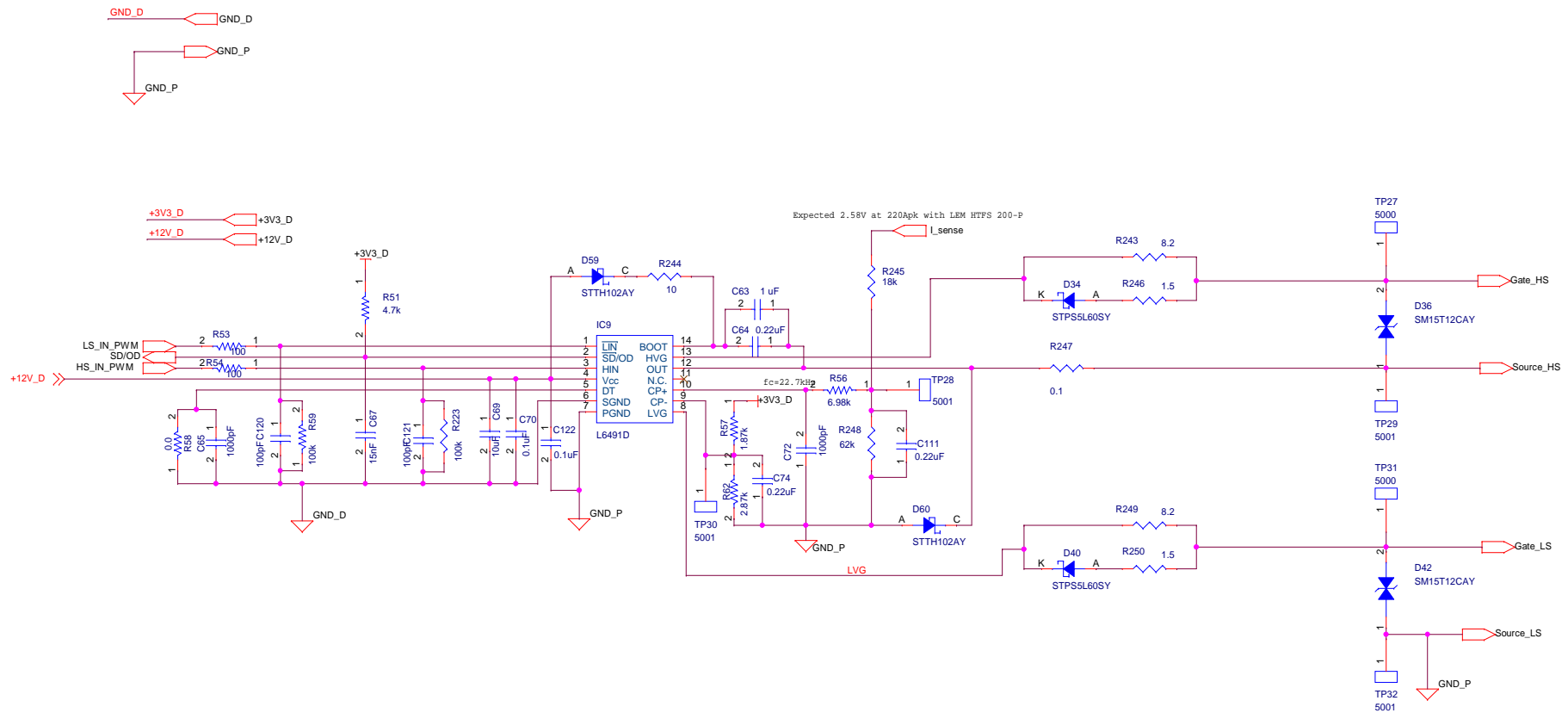
"STMicroelectronics and/or its licensors do not warrant the accuracy or completeness of this specification or any information contained therein.

STMicroelectronics and/or its licensors do not warrant that this design will meet the specifications of, or be suitable for, any particular application, purpose or implementation.

STMicroelectronics and/or its licensors do not warrant that the design is production worthy.

You should thoroughly validate and test any implementation of this design to confirm the functionality of the application."

LV Inverter Board			
Title			
Gate Driver section			
Size	Document Number	Rev	
A3	<Doc>	—	
Date:	Thursday, June 21, 2018	Sheet	5 of 9



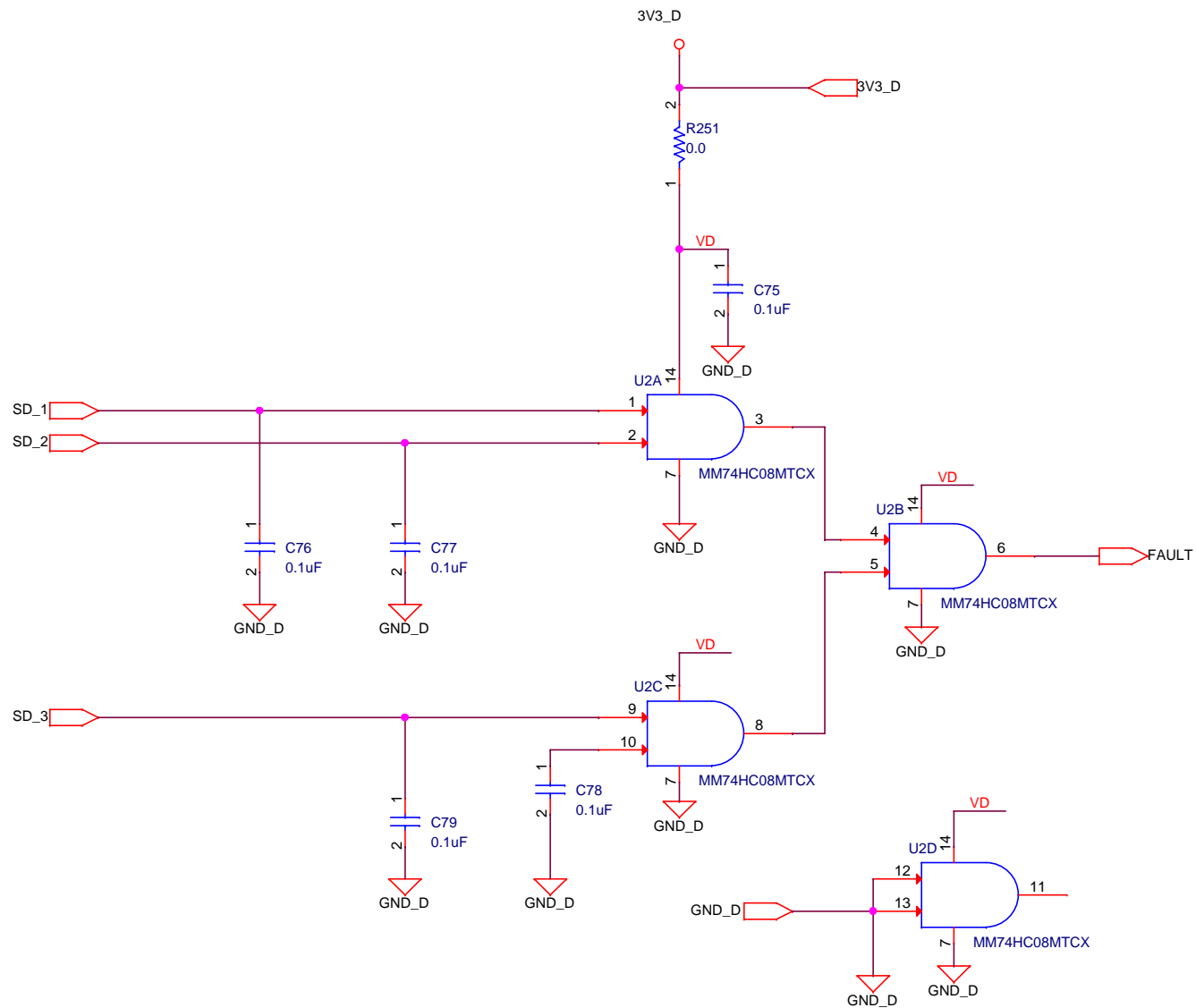
"STMicroelectronics and/or its licensors do not warrant the accuracy or completeness of this specification or any information contained therein.

STMicroelectronics and/or its licensors do not warrant that this design will meet the specifications of, or be suitable for, any particular application, purpose or implementation.

STMicroelectronics and/or its licensors do not warrant that the design is production worthy.

You should thoroughly validate and test any implementation of this design to confirm the functionality of the application."

LV Inverter Board			
Title			
Gate Driver section			
Size	Document Number	Rev	
A3	<Doc>	—	
Date:	Thursday, June 21, 2018	Sheet	6 of 9



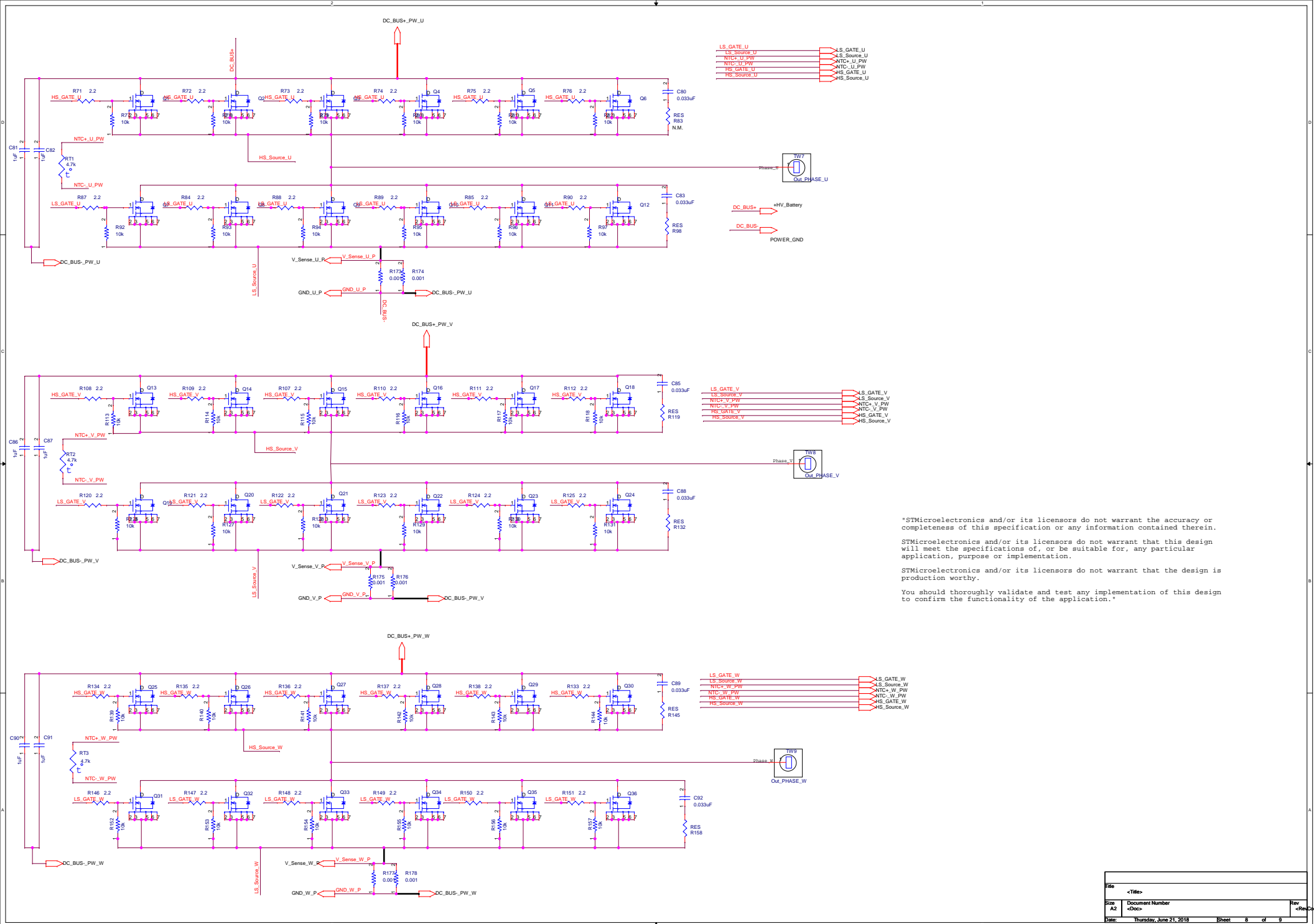
"STMicroelectronics and/or its licensors do not warrant the accuracy or completeness of this specification or any information contained therein.

STMicroelectronics and/or its licensors do not warrant that this design will meet the specifications of, or be suitable for, any particular application, purpose or implementation.

STMicroelectronics and/or its licensors do not warrant that the design is production worthy.

You should thoroughly validate and test any implementation of this design to confirm the functionality of the application."

LV Inverter Board		
Title		
Overcurrent section		
Size A4	Document Number <Doc>	Rev <RevCo>
Date: Thursday, June 21, 2018	Sheet 7 of 9	



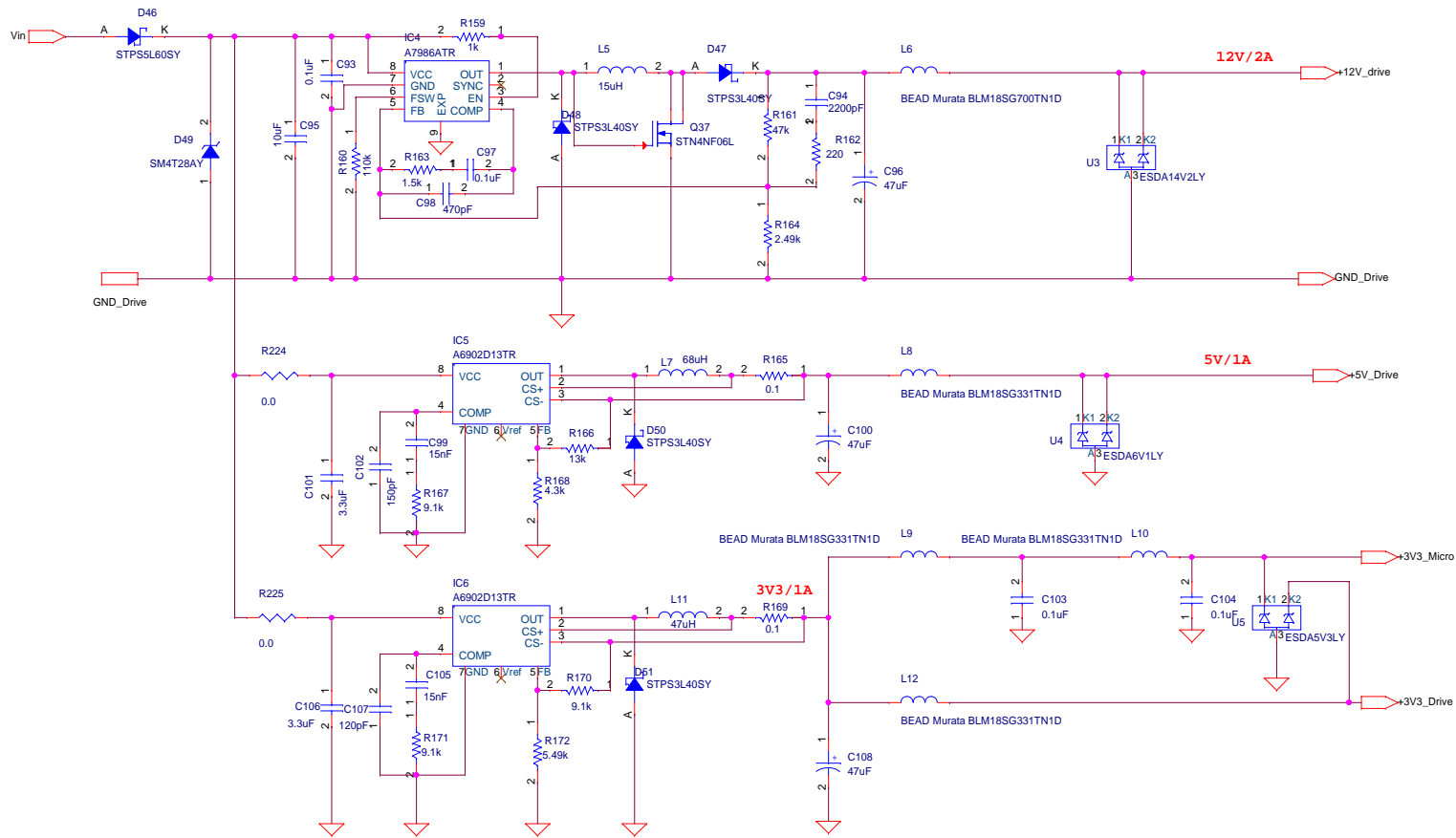
*STMicroelectronics and/or its licensors do not warrant the accuracy or completeness of this specification or any information contained therein.

STMicroelectronics and/or its licensors do not warrant that this design will meet the specifications of, or be suitable for, any particular application, purpose or implementation.

STMicroelectronics and/or its licensors do not warrant that the design is production worthy.

You should thoroughly validate and test any implementation of this design to confirm the functionality of the application."

File	<Title>	Rev	<Rev>
Size	Document Number		
A2	<Doc>		
Date	Thursday, June 21, 2018	Sheet	8 of 8



"STMicroelectronics and/or its licensors do not warrant the accuracy or completeness of this specification or any information contained therein.

STMicroelectronics and/or its licensors do not warrant that this design will meet the specifications of, or be suitable for, any particular application, purpose or implementation.

STMicroelectronics and/or its licensors do not warrant that the design is production worthy.

You should thoroughly validate and test any implementation of this design to confirm the functionality of the application."

LV Inverter Board			
Title			
Driver Board Power Supply			
Size	Document Number	Rev	
A3	<Doc>	<RevCode>	
Date:	Thursday, June 21, 2018	Sheet	9 of 9