

Table of Contents	
1	TITLE PAGE
2	NOTES
3	SHIELD
4	BRKT-SENSOR

Revisions		
Rev	Description	Date
X1	Formal release	08-30-2022
A	Formal release	10-09-2022
A1	Change the MPN of 1x8 & 1x6 & 1x10 & 1x3 & 1x2 connectors.	12-12-2024

Copyright 2024, by NXP Semiconductors.

The enclosed files are for reference purposes only and are not warranted as to suitability for any other purposes.

Copyright NXP, 1999-2024 ALL RIGHTS RESERVED

You are hereby granted a copyright license to use, modify the enclosed PCB layout and/or Schematics files, soley in conjunction with the development and marketing of your products which use and incorporate microprocessors which implement the PowerPC(TM) architecture manufactured by NXP Semiconductors.

No licenses are granted by implication, estoppels or otherwise under any patents or trademarks of NXP Semiconductors.


These files are provided on an "AS IS" basis and without warranty. To the maximum extent permitted by applicable law, NXP DISCLAIMS ALL WARRANTIES WHETHER EXPRESS OR IMPLIED, INCLUDING IMPLIED WARRANTIES OF MECHANTABILTY OR FITNESS FOR A PARTICULAR PURPOSE AND ANY WARRANTY AGAINST INFRINGEMENT WITH REGARD TO THE DESIGN FILES (INCLUDING ANY ANY MODIFIED VERSIONS THEREOF) AND ANY ACCOMPANYING WRITTEN MATERIALS.

To the maximum extent permitted by applicable law, IN NO EVENT SHALL NXP BE LIABLE FOR ANY DAMAGES WHATSOEVER (INCLUDING WITHOUT LIMITATION, DAMAGES FOR LOSS OF BUSINESS PROFITS, BUSINESS INTERRUPTION, LOSS OF BUSINESS INFORMATION, OR OTHER PECUNIARY LOSS) ARISING OF THE USE OR INABILITY TO USE THESE DESIGN FILES.

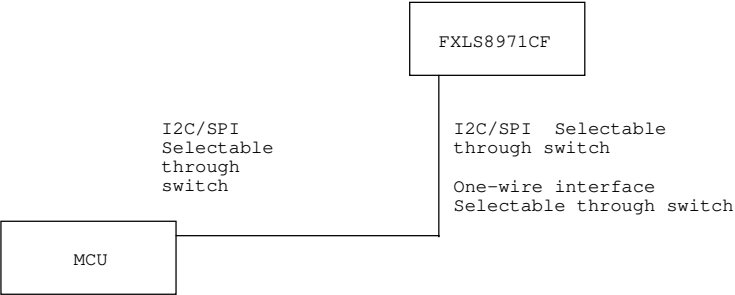
NXP Semiconductors assumes no responsibility for the maintenance and support of the PCB design files.

NXP, the NXP logo, Freescale and the Freescale logo are trademarks of NXP Semiconductors Netherlands B.V.

FRDM-STBI-A8971

		Analog Sensor Product Group 6501 William Cannon Drive West Austin, TX 78735-8598	
This document contains information proprietary to NXP and shall not be used for engineering design, procurement or manufacture in whole or in part without the express written permission of NXP Semiconductors.			
© NXP SEMICONDUCTORS		Classification: Company Secret	
Designer: Nicole Yu	Drawing Title: FRDM-STBI-A8971		
Drawn by: Nicole Yu	Page Title: Table of Contents		
Approved: Amit Purohit	Size B	Document Number SCH-87679 PDF: SPF-87679	Rev A1
Date: Thursday, December 12, 2024		Sheet 1 of 4	

1. Unless Otherwise Specified:
All resistors are in ohms, 5%, 1/8 Watt
All capacitors are in uF, 20%, 50V
All voltages are DC
All polarized capacitors are aluminum electrolytic
2. Interrupted lines coded with the same letter or letter combinations are electrically connected.
3. Device type number is for reference only. The number varies with the manufacturer.
4. Special signal usage:
_B Denotes - Active-Low Signal
<> or [] Denotes - Vectored Signals
5. Interpret diagram in accordance with American National Standards Institute specifications, current revision, with the exception of logic block symbology.



REF DES	JUMPER(DEFAULT)	PAGE NAME
J7,J8,J9,J10	1-2	3. Shield
J11	2-3	4. BRKT-Sensors

REF DES	ASSY_OPT	PAGE NAME
J1,J2,R10	DNP	4. BRKT-Sensors

REF DES	SWITCH(DEFAULT)	PAGE NAME
SW2	2-3&5-6	4. BRKT-Sensors
SW1	2-3	4. BRKT-Sensors

Classification:

<FCP><FIUO><PUBl>

Drawing Title:

FRDM-STBI-A8971

Page Title:

NOTES

Size B

Document NumberSCH-87679 PDF: SPF-87679

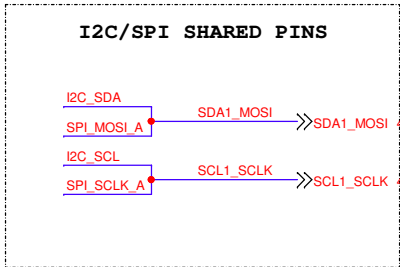
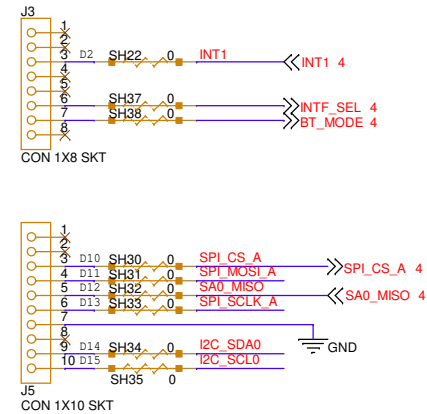
Rev A1

Date: Thursday, December 12, 2024

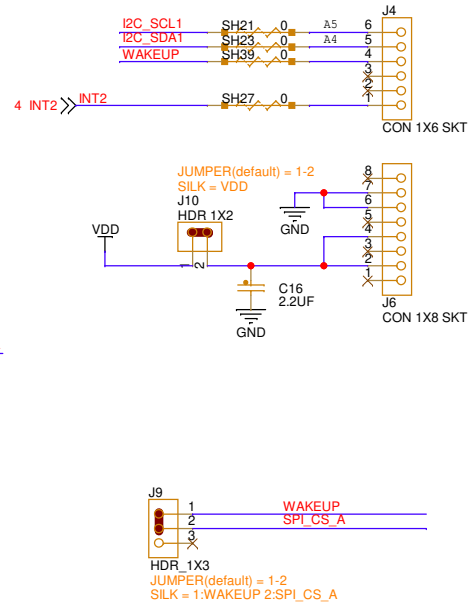
Sheet 2 of 4

1

Mother Board 700-46431
SHIELD BOARD ARDUINO HEADER



SHIELD BOARD ARDUINO HEADER

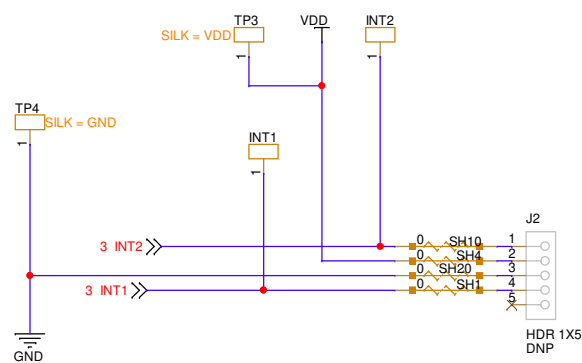


For BT_MODE=GND, Connect J9,1-2pins(default)
For BT_MODE=VDD, Connect J9,2-3pins

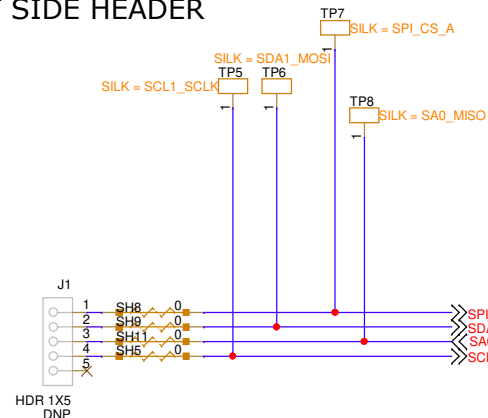


Classification:	<FCP>	<PUB>	<FIUC>
Drawing Title:	FRDM-STBI-A8971		
Page Title:	SHIELD		
Size B	Document Number	SCH-87679 PDF: SPF-87679	Rev A1
Date:	Thursday, December 12, 2024	Sheet 3 of 4	1

LEFT SIDE HEADER

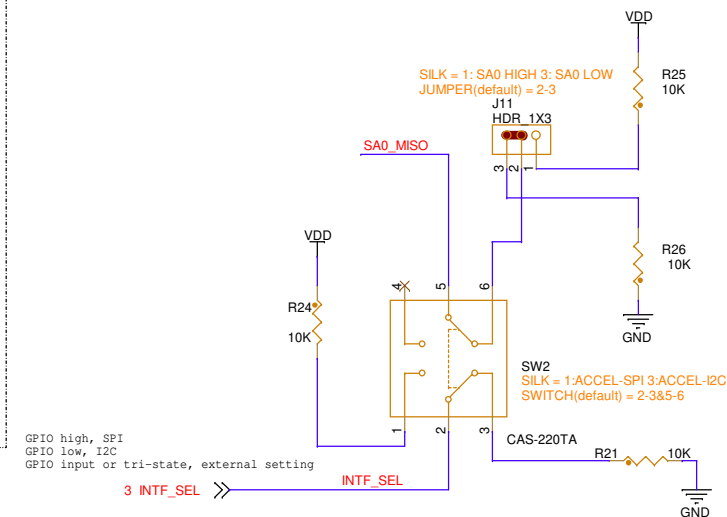


RIGHT SIDE HEADER

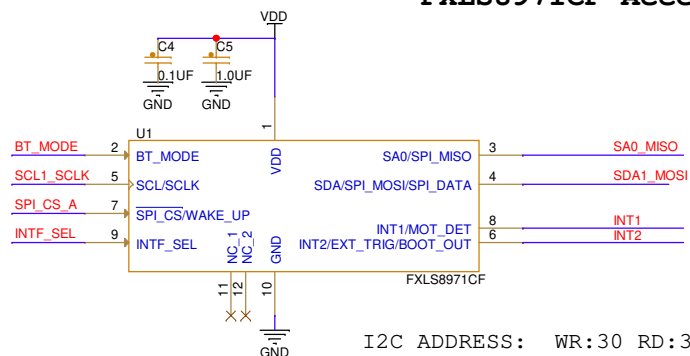


1.27mm header

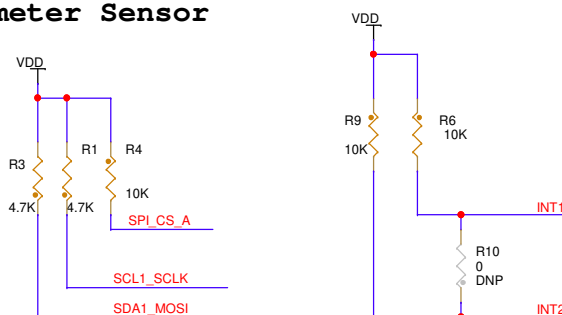
I2C ADDRESS	SET&	I2C/SPI	SELECTION
-------------	------	---------	-----------



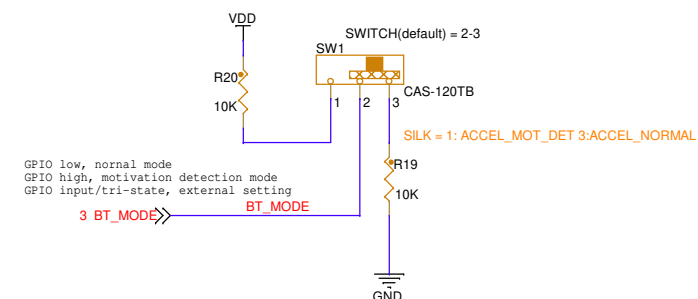
FXLS8971CF Accelerometer Sensor



I2C ADDRESS: WR:30 RD:31



BOOT MODE SELECTION



Classification:		<FCP>	<PUB>	<FIU>
Drawing Title:				
FRDM-STBI-A8971				
Page Title:				
BRKT -SENSOR				
Size B	Document Number			
	SCH-87679 PDF: SPF-87679			
Date:	Thursday, December 12, 2024		Sheet	4 of 4