


4		3		2		1	
Table of Contents				Revisions			
1	TITLE PAGE			Rev	Description	Date	
2	NOTES			X1	Formal release	08-30-2022	
3	SHIELD			A	Formal release	10-09-2022	
4	BRKT-SENSOR						
D							
Copyright 2022, by NXP Semiconductors.							
The enclosed files are for reference purposes only and are not warranted as to suitability for any other purposes.							
Copyright NXP, 1999-2022 ALL RIGHTS RESERVED							
C							
You are hereby granted a copyright license to use, modify the enclosed PCB layout and/or Schematics files, solely in conjunction with the development and marketing of your products which use and incorporate microprocessors which implement the PowerPC(TM) architecture manufactured by NXP Semiconductors.				FRDM-STBA-A8961			
No licenses are granted by implication, estoppels or otherwise under any patents or trademarks of NXP Semiconductors.							
These files are provided on an "AS IS" basis and without warranty. To the maximum extent permitted by applicable law, NXP DISCLAIMS ALL WARRANTIES WHETHER EXPRESS OR IMPLIED, INCLUDING IMPLIED WARRANTIES OF MECHANABILITY OR FITNESS FOR A PARTICULAR PURPOSE AND ANY WARRANTY AGAINST INFRINGEMENT WITH REGARD TO THE DESIGN FILES (INCLUDING ANY ANY MODIFIED VERSIONS THEREOF) AND ANY ACCOMPANYING WRITTEN MATERIALS.							
B							
To the maximum extent permitted by applicable law, IN NO EVENT SHALL NXP BE LIABLE FOR ANY DAMAGES WHATSOEVER (INCLUDING WITHOUT LIMITATION, DAMAGES FOR LOSS OF BUSINESS PROFITS, BUSINESS INTERRUPTION, LOSS OF BUSINESS INFORMATION, OR OTHER PECUNIARY LOSS) ARISING OF THE USE OR INABILITY TO USE THESE DESIGN FILES.							
A							
NXP Semiconductors assumes no responsibility for the maintenance and support of the PCB design files.				NXP, the NXP logo, Freescale and the Freescale logo are trademarks of NXP Semiconductors Netherlands B.V.			
4		3		2		1	

		Analog Sensor Product Group 6501 William Cannon Drive West Austin, TX 78735-8598	
This document contains information proprietary to NXP and shall not be used for engineering design, procurement or manufacture in whole or in part without the express written permission of NXP Semiconductors.			
© NXP SEMICONDUCTORS		Classification: Company Secret	
Designer: Nicole Yu	Drawing Title: FRDM-STBA-A8961		
Drawn by: Nicole Yu	Page Title: Table of Contents		
Approved: Amit Purohit	Size B	Document Number SCH-87680 PDF: SPF-87680	Rev A
Date: Sunday, October 09, 2022		Sheet 1 of 4	

1. Unless Otherwise Specified:

All resistors are in ohms, 5%, 1/8 Watt

All capacitors are in uF, 20%, 50V

All voltages are DC

All polarized capacitors are aluminum electrolytic

2. Interrupted lines coded with the same letter or letter combinations are electrically connected.

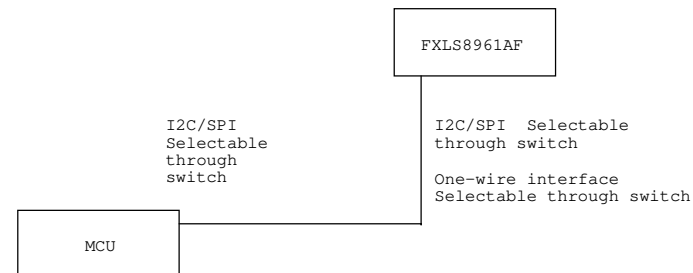
3. Device type number is for reference only. The number varies with the manufacturer.

4. Special signal usage:

_B Denotes - Active-Low Signal

<> or [] Denotes - Vectored Signals

5. Interpret diagram in accordance with American National Standards Institute specifications, current revision, with the exception of logic block symbology.



REF DES	JUMPER(DEFAULT)	PAGE NAME
J7,J8,J9,J10	1-2	3. Shield
J11	2-3	4. BRKT-Sensors

REF DES	ASSY_OPT	PAGE NAME
J1,J2,R10	DNP	4. BRKT-Sensors

REF DES	SWITCH(DEFAULT)	PAGE NAME
SW2	2-3&5-6	4. BRKT-Sensors
SW1	2-3	4. BRKT-Sensors



Classification: <FCP> <FIUO> <PUBL>

Drawing Title: **FRDM-STBA-A8961**

Page Title: **NOTES**

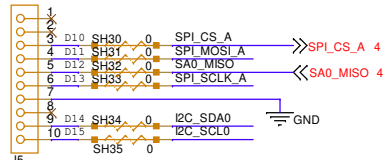
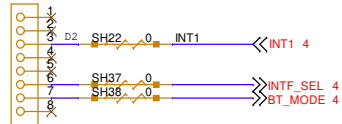
Size B	Document Number SCH-87680 PDF: SPF-87680	Rev A
--------	--	-------

Date: Sunday, October 09, 2022 Sheet 2 of 4

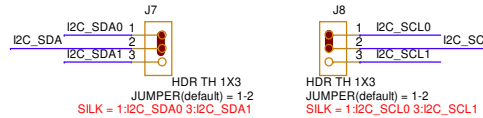
Mother Board 700-46431

SHIELD BOARD ARDUINO HEADER

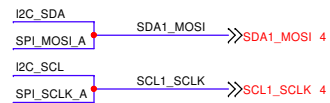
J3 SKT_1X8



J5 SKT_1X10

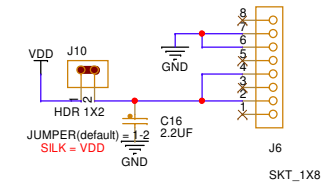
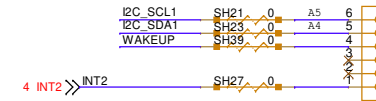


I2C/SPI SHARED PINS

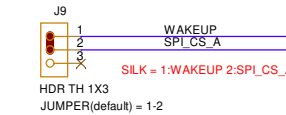


SHIELD BOARD ARDUINO HEADER

J4 SKT_1X6



J6 SKT_1X8

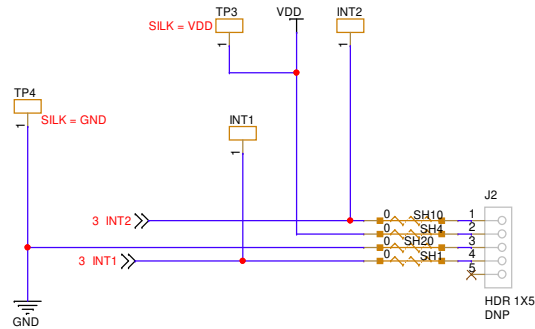


For BT_MODE=GND, Connect J9,1-2pins (default)
For BT_MODE=VDD, Connect J9,2-3pins

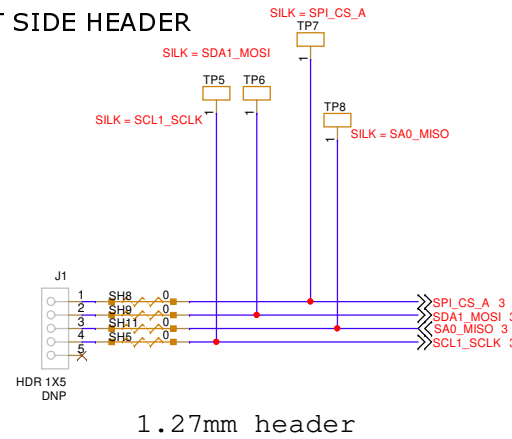


Classification:		<FCP>	<PUBL>	<FIUO>
Drawing Title:		FRDM-STBA-A8961		
Page Title:		SHIELD		
Size B	Document Number	SCH-87680 PDF: SPF-87680		Rev A
Date: Sunday, October 09, 2022		Sheet 3 of 4		

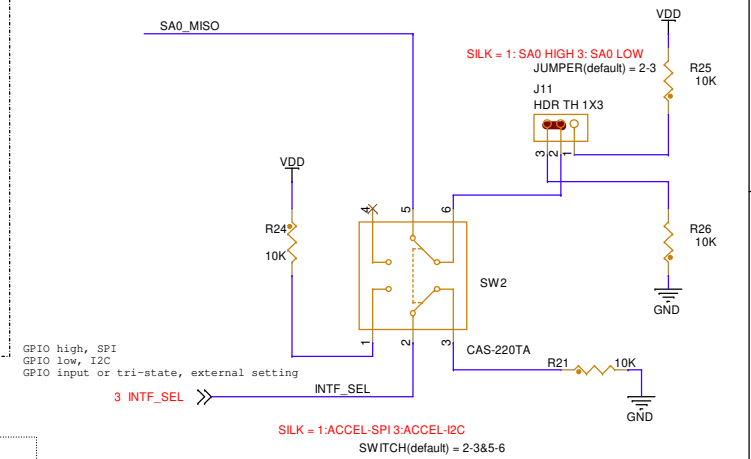
LEFT SIDE HEADER



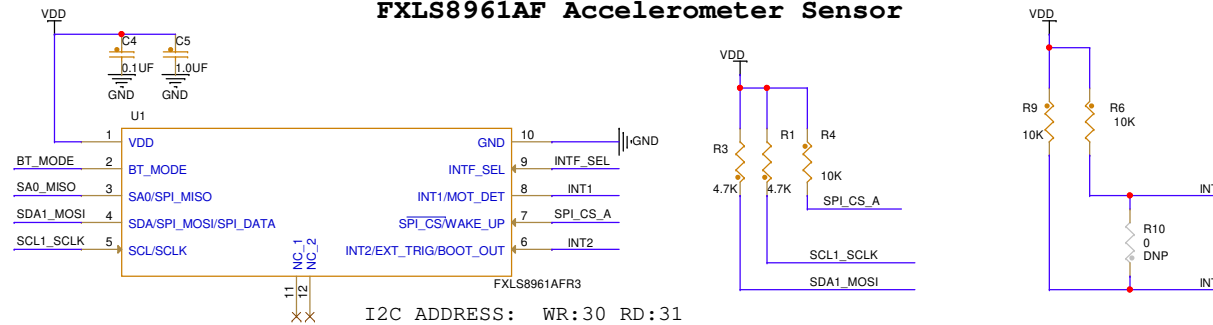
RIGHT SIDE HEADER



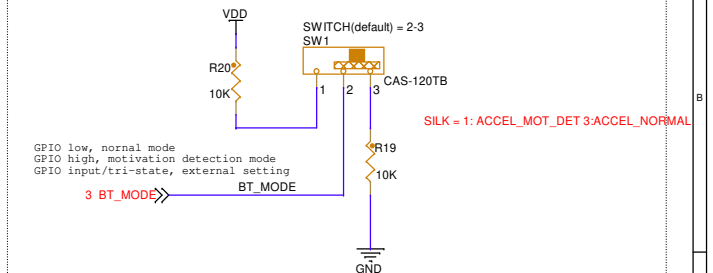
I2C ADDRESS SET& I2C/SPI SELECTION



FXLS8961AF Accelerometer Sensor



BOOT MODE SELECTION



Classification:	<FCP>	<PUB>	<FIUO>
Drawing Title:	FRDM-STBA-A8961		
Page Title:	BRKT-SENSOR		
Size B	Document Number	SCH-87680 PDF: SPF-87680	Rev A
Date:	Wednesday, October 12, 2022	Sheet	4 of 4